

**UTAH
DEPARTMENT OF
PUBLIC SAFETY**



FIREARM STATISTICAL REVIEW

THIRD QUARTER 2024

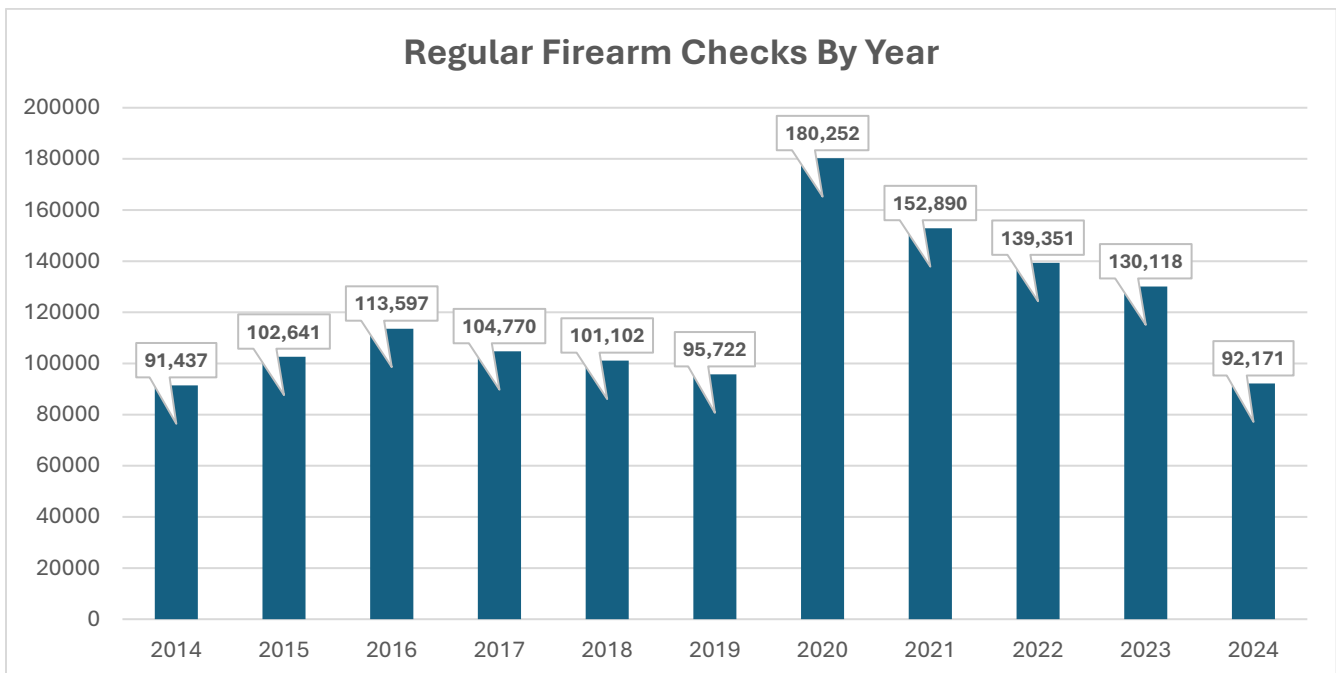


**BUREAU
OF
CRIMINAL IDENTIFICATION**

BRADY MONTHLY TOTALS (12 MONTHS) REGULAR FIREARM CHECKS (NOT INDIVIDUAL SALES)

Month	Total	Denials	Denial Reasons										Denial %
			WAR	Fel	State	D V	Drug	Ment	IA	P O	PF	DD	
Sept '24	10,053	109	3	22	22	9	20	8	7	9	9	0	1.1%
Aug '24	10,185	99	3	15	25	3	29	3	10	5	6	0	0.9%
July '24	9,404	73	1	10	14	5	16	10	5	7	5	0	0.8%
June '24	8,876	76	8	12	15	4	12	4	1	12	8	0	0.8%
May '24	9,949	120	4	31	16	12	20	3	6	20	8	0	1.2%
Apr '24	10,136	112	6	30	23	5	15	2	5	15	11	0	1.1%
Mar '24	12,627	131	6	33	25	10	22	10	6	10	8	0	1.0%
Feb '24	11,043	112	3	41	28	3	9	5	7	12	4	0	1.0%
Jan '24	9,898	107	6	28	22	8	18	5	2	12	6	0	1.1%
Dec '23	17,031	118	4	30	28	17	10	7	7	10	5	0	0.7%
Nov '23	14,702	132	4	32	27	8	21	7	13	14	6	0	0.9%
Oct '23	10,723	122	8	23	24	5	24	6	23	5	4	0	1.1%
TOTALS	134,627	1,311	56	307	269	89	216	70	92	131	80	0	0.9%

* Note: WAR = Warrant, Fel = Felony, State = State Prohibitor (includes Juvenile Adjudications, Court Orders, and domestic Assault under 76-5-102 that cannot be included in the federal MCDV numbers), DV = Domestic Violence, Drug = Drug Prohibitor, Ment = Mental Defective, IA = Illegal Alien, P O = Protective Order, PF = Pending Felony, DD = Dishonorable Discharge



FIREARM CHECKS BY COUNTY

THIRD QUARTER 2024

88,418 regular firearm requests were sales of new or used weapons, of which 852 (0.96%) were denied. The following tables reflect transfer requests by county, and the % of checks.

COUNTY	REQUESTS	PERCENT	COUNTY	REQUESTS	PERCENT
BEAVER	206	0.69 %	PIUTE	0	0 %
BOX ELDER	241	0.81 %	RICH	6	0.02 %
CACHE	1191	4.02 %	SALT LAKE	8524	28.76 %
CARBON	241	0.81 %	SAN JUAN	45	0.15 %
DAGGETT	0	0 %	SANPETE	289	0.97 %
DAVIS	2427	8.19 %	SEVIER	369	1.24 %
DUCHESNE	405	1.37 %	SUMMIT	213	0.72 %
EMERY	69	0.23 %	TOOELE	707	2.39 %
GARFIELD	66	0.22 %	UINTAH	940	3.17 %
GRAND	106	0.36 %	UTAH	5600	18.89 %
IRON	1157	3.9 %	WASATCH	376	1.27 %
JUAB	79	0.27 %	WASHINGTON	2676	9.03 %
KANE	91	0.31 %	WAYNE	33	0.11 %
MILLARD	213	0.72 %	WEBER	3263	11.01 %
MORGAN	109	0.37 %	TOTAL	29,642	

- All percentages rounded
- Recording process for counties corrected in October 2014

DENIALS

Month	Total	Denials	Denial Reasons										Denial %
			WAR	Fel	State	*D V	Drug	Ment	IA	PO	PF	DD	
Sept '24	10,053	109	3	22	22	9	20	8	7	9	9	0	1.1%
Aug '24	10,185	99	3	15	25	3	29	3	10	5	6	0	0.9%
July '24	9,404	73	1	10	14	5	16	10	5	7	5	0	0.8%

* Note: WAR = Warrant, Fel = Felony, State = State Prohibitor (includes Juvenile Adjudications, Court Orders, and domestic Assault under 76-5-102 that cannot be included in the federal MCDV numbers), , DV = Domestic Violence, Drug = Drug Prohibitor, Ment = Mental Defective, IA = Illegal Alien, PO = Protective Order, PF = Pending Felony, DD = Dishonorable Discharge

3,617 Regular Firearm Requests were pawn redemptions, of which 50 (1.38%) were denied.
88,418 regular firearm requests were sales of new or used weapons, of which 852 (0.96%) were denied.

There were 20,329 requests for Concealed Firearm Permit Verifications for the 3rd Qtr. of 2024 for the purchase or redemption of firearms.

CONCEALED FIREARM THIRD QUARTER 2024

OVERVIEW

669,803 Total Valid Permits as of September 30, 2024
423,667 Permit Holders are non-residents
246,136 Permit Holders are Utah residents

8,355 Permits Issued 3rd Quarter
19,287 Permits Renewed 3rd Quarter
189 Applications Denied 3rd Quarter
124 Permits Revoked 3rd Quarter
347 Permits Suspended 3rd Quarter

1,925 Total Valid Provisional Permits as of September 30, 2024
104 Provisional Permit Holders are non-residents
1,821 Provisional Permit Holders are Utah residents

280 Provisional Permits Issued 3rd Quarter
0 Provisional Permits Denied 3rd Quarter
2 Provisional Permits Revoked 3rd Quarter
8 Provisional Permit Suspended 3rd Quarter

670 new concealed carry applications or active concealed firearm permits were denied, revoked or suspended during the 3rd Quarter of 2024. The applicant has the right to appeal to the Concealed Firearm Review Board, which will review the reason for denial. Approximately 40 revocation, denial, and suspension appeals are reviewed by the Concealed Firearm Review Board each quarter; the Board overturns approximately 1% after review.

A permit application may be denied for any of the following reasons:

1. Felony conviction
2. Convicted of an offense involving the use of alcohol
3. Convicted of a crime of violence
4. Convicted of any offenses involving controlled substance
5. Convicted of an offense of moral turpitude (fraud, theft, tax evasion, issuing bad checks, robbery, bribery, perjury, extortion, arson, criminal mischief, falsifying government records, forgery, receiving stolen property, burglary, vandalism, kidnapping)
6. Convicted of an offense involving domestic violence
7. Has been adjudicated as mentally incompetent
8. Is not qualified to purchase and possess a dangerous weapon or handgun pursuant to federal or Utah state law
9. Cause to believe applicant may be a danger to self or others by evidence including but not restricted to:
 - A. Past pattern of behavior involving unlawful violence or threats of unlawful violence
 - B. Past participation in incidents involving unlawful violence or threats of unlawful violence
 - C. Conviction of any offense in involving weapons violations
10. Submitting insufficient fingerprints for the Federal Bureau of Investigation to conduct a search of its files for criminal history information.

When assessing good character, the bureau may consider mitigating circumstances. Mitigating circumstances may include length of time since an offense, number of offenses, and type of offenses.

DENIALS 3rd QUARTER 2024

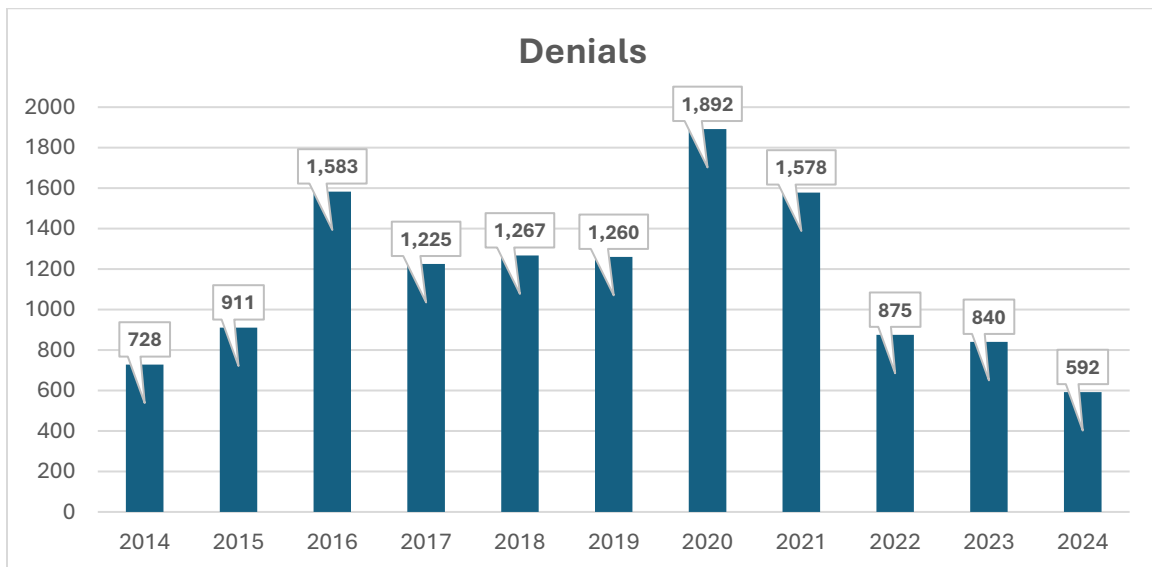
189 Concealed Carry Permit applications were denied during the 3rd Quarter of 2024. Listed below are the reasons for denial.

REASON	JUL '24	AUG '24	SEPT '24
ALCOHOL VIOLATION	14	16	9
PROTECTIVE ORDER	7	1	1
WANTED PERSON	3	1	1
FIREARM OFFENSE	0	0	0
THREAT TO SELF/OTHERS	3	2	0
DOMESTIC VIOLENCE	17	8	7
MORAL TURPITUDE	5	12	5
CONTROLLED SUBSTANCE	0	1	1
FELONY	23	27	14
INSUFFICIENT FINGERPRINTS	0	0	0
OTHER	2	4	5
TOTAL	74	72	43

Felonies included:

- | | |
|---|--|
| <ul style="list-style-type: none"> Forgery Assault with a Firearm Misuse of Credit Card Burglary Theft Scheme Grand Larceny | <ul style="list-style-type: none"> Fraud to Obtain Aid Possession of Controlled Substance Murder Sexual Assault Rape Strangulation |
|---|--|

*Some permit holders had multiple charges, however only the most serious charge is represented.



REVOCATIONS 3rd QUARTER 2024

126 Concealed Carry Permits were revoked during the 3rd Quarter of 2024. Listed below are the reasons for revocation.

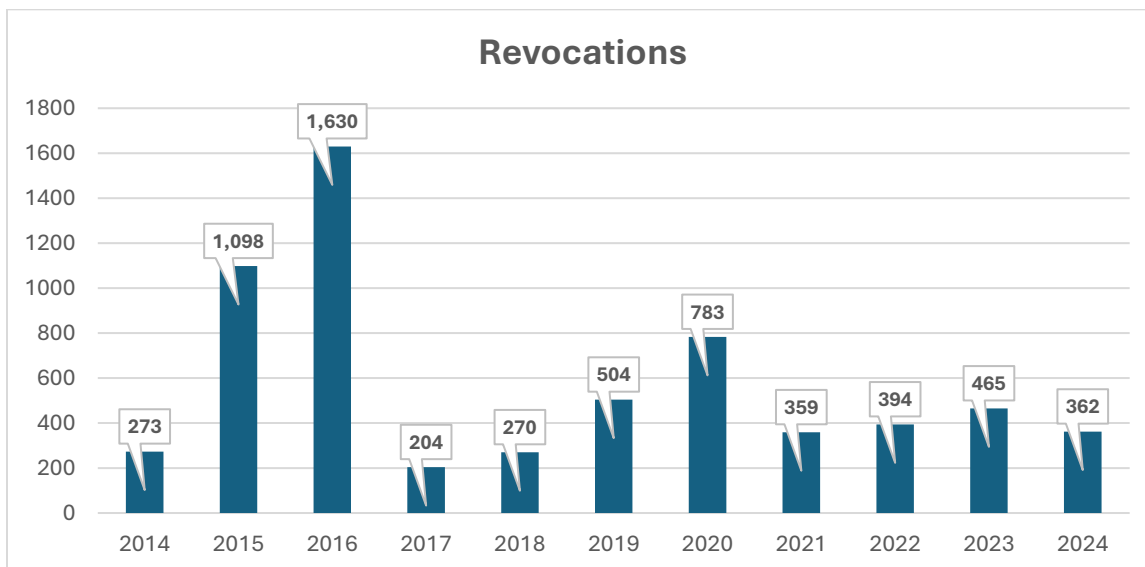
REASON	JUL '24	AUG '24	SEPT '24
ALCOHOL VIOLATION	17	24	18
PROTECTIVE ORDER	0	0	0
WANTED PERSON	0	0	0
FIREARM OFFENSE	0	0	0
THREAT TO SELF/OTHERS	4	3	1
DOMESTIC VIOLENCE	5	8	10
MORAL TURPITUDE	10	3	7
CONTROLLED SUBSTANCE	0	0	0
FELONY	5	7	1
INSUFFICIENT FINGERPRINTS	0	0	0
OTHER	1	2	0
TOTAL	42	47	37

Felonies included:

Child Abuse
Steal Public Money
Assault

Securities Fraud
Coercion or Enticement of Minor
Embezzlement

*Some permit holders had multiple charges, however only the most serious charge is represented.



SUSPENSIONS 3rd QUARTER 2024

355 Concealed Carry Permits were suspended during the 3rd Quarter of 2024. Listed below are the reasons for suspension.

REASON	JUL '24	AUG '24	SEPT '24
ALCOHOL VIOLATION	10	11	6
PROTECTIVE ORDER	33	34	39
WANTED PERSON	0	3	4
FIREARM OFFENSE	0	0	0
THREAT TO SELF/OTHERS	3	3	0
DOMESTIC VIOLENCE	6	1	3
MORAL TURPITUDE	15	19	8
CONTROLLED SUBSTANCE	8	4	4
FELONY	39	47	37
INSUFFICIENT FINGERPRINTS	0	0	0
OTHER	8	6	4
TOTAL	122	128	105

Felonies included:

Communications Fraud
Theft
Forgery
Contraband in Prison

Forcible Sex Abuse
Homicide
Sexual Abuse
Domestic Violence

*Some permit holders had multiple charges, however only the most serious charge is represented.

