

**UTAH  
DEPARTMENT OF  
PUBLIC SAFETY**



# **FIREARM STATISTICAL REVIEW**

## **FIRST QUARTER 2025**



**BUREAU  
OF  
CRIMINAL IDENTIFICATION**

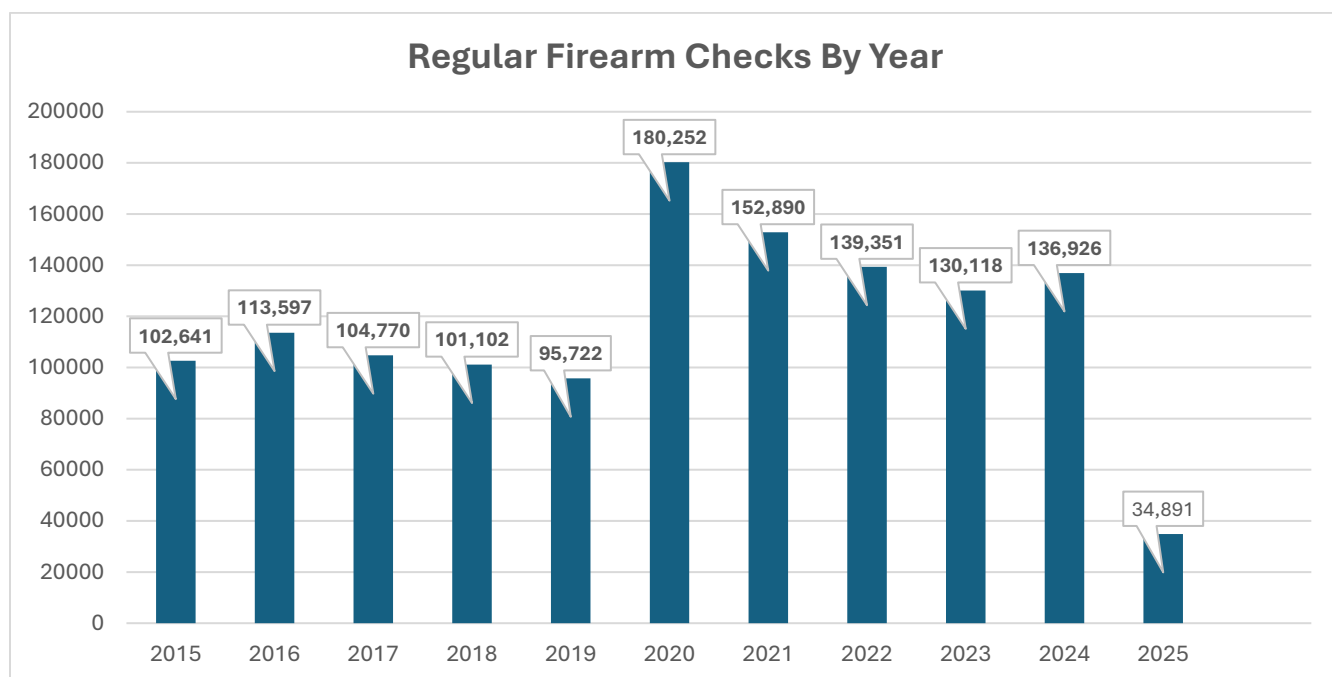
# BRADY MONTHLY TOTALS (12 MONTHS)

## REGULAR FIREARM CHECKS

### (NOT INDIVIDUAL SALES)

Month	Total	Denials	Denial Reasons										Denial %
			WAR	Fel	State	D V	Drug	Ment	IA	P O	PF	DD	
Mar '25	12,407	126	3	25	27	8	26	9	4	18	6	0	0.9%
Feb '25	11,363	90	5	18	24	4	19	7	6	5	2	0	0.7%
Jan '25	11,121	122	5	28	21	14	18	9	1	13	13	0	1.0%
Dec '24	18,290	133	6	28	32	13	20	3	8	13	10	0	0.7%
Nov '24	15,611	121	7	31	25	13	11	4	5	21	4	0	0.8%
Oct '24	10,854	110	5	16	25	7	23	8	9	11	6	0	1.01%
Sept '24	10,053	109	3	22	22	9	20	8	7	9	9	0	1.1%
Aug '24	10,185	99	3	15	25	3	29	3	10	5	6	0	0.9%
July '24	9,404	73	1	10	14	5	16	10	5	7	5	0	0.8%
June '24	8,876	76	8	12	15	4	12	4	1	12	8	0	0.8%
May '24	9,949	120	4	31	16	12	20	3	6	20	8	0	1.2%
Apr '24	10,136	112	6	30	23	5	15	2	5	15	11	0	1.1%
TOTALS	139,040	1,291	56	266	269	97	229	70	67	149	88	0	

\* Note: WAR = Warrant, Fel = Felony, State = State Prohibitor (includes Juvenile Adjudications, Court Orders, and domestic Assault under 76-5-102 that cannot be included in the federal MCDV numbers), DV = Domestic Violence, Drug = Drug Prohibitor, Ment = /Mental Defective, IA = Illegal Alien, P O = Protective Order, PF = Pending Felony, DD = Dishonorable Discharge



# FIREARM CHECKS BY COUNTY

## FOURTH QUARTER 2024

33,555 regular firearm requests were sales of new or used weapons, of which 322 (2.6%) were denied.  
The following tables reflect transfer requests by county, and the % of checks.

COUNTY	REQUESTS	PERCENT	COUNTY	REQUESTS	PERCENT
BEAVER	273	0.78%	PIUTE	0	0%
BOX ELDER	289	0.82%	RICH	2	0.005%
CACHE	1,257	3.59%	SALT LAKE	10,164	29.13%
CARBON	309	0.88%	SAN JUAN	67	0.19%
DAGGETT	0	0%	SANPETE	424	1.21%
DAVIS	2,959	8.48%	SEVIER	384	1.1%
DUCHESNE	386	1.1%	SUMMIT	184	0.52%
EMERY	94	0.26%	TOOELE	934	2.67%
GARFIELD	40	0.11%	UINTAH	1,133	3.24%
GRAND	167	0.47%	UTAH	6,112	17.51%
IRON	1,145	3.28%	WASATCH	371	1.06%
JUAB	185	0.53%	WASHINGTON	3,101	8.88%
KANE	85	0.24%	WAYNE	29	0.08%
MILLARD	338	0.96%	WEBER	4,399	12.6%
MORGAN	60	0.17%	<b>TOTAL</b>	<b>34,891</b>	

- All percentages rounded
- Recording process for counties corrected in October 2014

## DENIALS

Month	Total	Denials	Denial Reasons										Denial %
			WAR	Fel	State	*D V	Drug	Ment	IA	PO	PF	DD	
Mar '25	12,407	126	3	25	27	8	26	9	4	18	6	0	0.9%
Feb '25	11,363	90	5	18	24	4	19	7	6	5	2	0	0.7%
Jan '25	11,121	122	5	28	21	14	18	9	1	13	13	0	1.0%

\* Note: WAR = Warrant, Fel = Felony, State = State Prohibitor (includes Juvenile Adjudications, Court Orders, and domestic Assault under 76-5-102 that cannot be included in the federal MCDV numbers), , DV = Domestic Violence, Drug = Drug Prohibitor, Ment = Mental Defective, IA = Illegal Alien, PO = Protective Order, PF = Pending Felony, DD = Dishonorable Discharge

1,335 Regular Firearm Requests were pawn redemptions, of which 16 (1.1%) were denied.  
33,555 regular firearm requests were sales of new or used weapons, of which 322 (2.6%) were denied.

There were 23,089 requests for Concealed Firearm Permit Verifications for the 1st Qtr. of 2025 for the purchase or redemption of firearms.

# CONCEALED FIREARM FIRST QUARTER 2025

## OVERVIEW

662,303 Total Valid Permits as of March 31, 2025  
422,791 Permit Holders are non-residents  
239,512 Permit Holders are Utah residents

8,448 Permits Issued 1st Quarter  
20,149 Permits Renewed 1st Quarter  
146 Applications Denied 1st Quarter  
88 Permits Revoked 1st Quarter  
277 Permits Suspended 1st Quarter

2,018 Total Valid Provisional Permits as of March 31, 2025  
100 Provisional Permit Holders are non-residents  
1,918 Provisional Permit Holders are Utah residents

326 Provisional Permits Issued 1st Quarter  
2 Provisional Permits Denied 1st Quarter  
3 Provisional Permits Revoked 1st Quarter  
1 Provisional Permit Suspended 1st Quarter

517 new concealed carry applications or active concealed firearm permits were denied, revoked or suspended during the 1st Quarter of 2025. The applicant has the right to appeal to the Concealed Firearm Review Board, which will review the reason for denial. Approximately 40 revocation, denial, and suspension appeals are reviewed by the Concealed Firearm Review Board each quarter; the Board overturns approximately 1% after review.

A permit application may be denied for any of the following reasons:

1. Felony conviction
2. Convicted of an offense involving the use of alcohol
3. Convicted of a crime of violence
4. Convicted of any offenses involving controlled substance
5. Convicted of an offense of moral turpitude (fraud, theft, tax evasion, issuing bad checks, robbery, bribery, perjury, extortion, arson, criminal mischief, falsifying government records, forgery, receiving stolen property, burglary, vandalism, kidnapping)
6. Convicted of an offense involving domestic violence
7. Has been adjudicated as mentally incompetent
8. Is not qualified to purchase and possess a dangerous weapon or handgun pursuant to federal or Utah state law
9. Cause to believe applicant may be a danger to self or others by evidence including but not restricted to:
  - A. Past pattern of behavior involving unlawful violence or threats of unlawful violence
  - B. Past participation in incidents involving unlawful violence or threats of unlawful violence
  - C. Conviction of any offense in involving weapons violations
10. Submitting insufficient fingerprints for the Federal Bureau of Investigation to conduct a search of its files for criminal history information.

When assessing good character, the bureau may consider mitigating circumstances. Mitigating circumstances may include length of time since an offense, number of offenses, and type of offenses.

## DENIALS 1st QUARTER 2025

148 Concealed Carry Permit applications were denied during the 1st Quarter of 2025. Listed below are the reasons for denial.

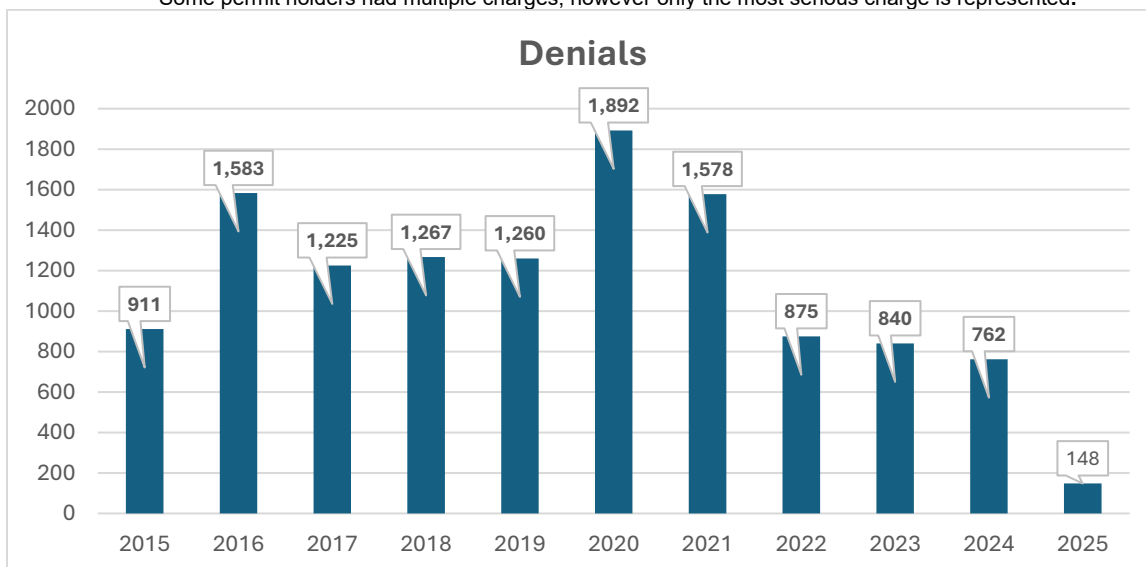
REASON	JAN '25	FEB '25	MAR '25
ALCOHOL VIOLATION	10	3	9
PROTECTIVE ORDER	0	8	1
WANTED PERSON	3	3	1
FIREARM OFFENSE	0	0	0
THREAT TO SELF/OTHERS	3	0	3
DOMESTIC VIOLENCE	9	5	6
MORAL TURPITUDE	6	4	5
CONTROLLED SUBSTANCE	4	2	1
FELONY	20	21	11
INSUFFICIENT FINGERPRINTS	0	0	0
OTHER	2	3	5
<b>TOTAL</b>	<b>57</b>	<b>49</b>	<b>42</b>

### Felonies included:

Aggravated Assault  
Armed Robbery  
Sex Offense  
Possess Stolen Property  
Manufacture Controlled Substance  
Grand Larceny

Child Neglect  
Possession of Controlled Substance  
Leaving Scene of Accident  
Fraud  
Discharge Firearm  
Burglary

\*Some permit holders had multiple charges, however only the most serious charge is represented.



# REVOCATIONS 1st QUARTER 2025

91 Concealed Carry Permits were revoked during the 1st Quarter of 2025. Listed below are the reasons for revocation.

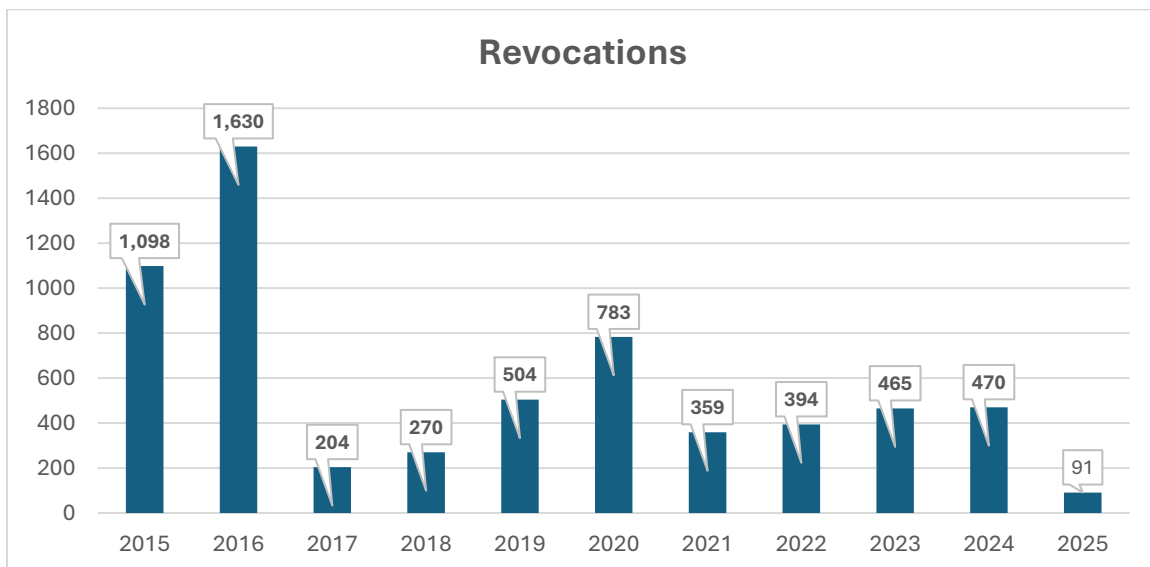
REASON	JAN '25	FEB '25	MAR '25
ALCOHOL VIOLATION	15	20	10
PROTECTIVE ORDER	0	0	0
WANTED PERSON	0	0	0
FIREARM OFFENSE	0	0	0
THREAT TO SELF/OTHERS	1	0	3
DOMESTIC VIOLENCE	3	3	1
MORAL TURPITUDE	7	9	6
CONTROLLED SUBSTANCE	3	0	0
FELONY	2	5	3
INSUFFICIENT FINGERPRINTS	0	0	0
OTHER	0	0	0
<b>TOTAL</b>	<b>31</b>	<b>37</b>	<b>23</b>

## Felonies included:

Sex Offender  
Manslaughter  
Child Pornography

Intent to Defeat Payment of a Tax  
Sexual Exploitation  
Aggravated Assault

\*Some permit holders had multiple charges, however only the most serious charge is represented.



# SUSPENSIONS 1st QUARTER 2025

278 Concealed Carry Permits were suspended during the 1st Quarter of 2025. Listed below are the reasons for suspension.

REASON	JAN '25	FEB '25	MAR '25
ALCOHOL VIOLATION	9	5	4
PROTECTIVE ORDER	32	37	24
WANTED PERSON	1	3	0
FIREARM OFFENSE	0	1	0
THREAT TO SELF/OTHERS	2	4	4
DOMESTIC VIOLENCE	1	4	3
MORAL TURPITUDE	11	13	15
CONTROLLED SUBSTANCE	6	2	2
FELONY	30	35	23
INSUFFICIENT FINGERPRINTS	0	0	0
OTHER	5	2	0
<b>TOTAL</b>	<b>97</b>	<b>106</b>	<b>75</b>

## Felonies included:

Fraud  
Sex Abuse  
Aggravated Assault  
Murder

Sex Offense  
Aggravated Manslaughter  
Child Abuse  
Rape

\*Some permit holders had multiple charges, however only the most serious charge is represented.

