



CRIME IN UTAH 2024

Utah Department of Public Safety

Bureau of Criminal Identification

Jess L. Anderson, Commissioner

Jason Ricks, Bureau Chief

Table of Contents

2024 Crime in Utah Report Introduction	3
Acknowledgements	4
Non-Participating Agencies and County Coverage.....	7
Crime Factors.....	8
2024 Summary Analysis	9
National Incident Based Reporting (NIBRS)	10
Crimes Against Persons	11
Crimes Against Property	26
Crimes Against Society	51
NIBRS Crimes Against Totals	67
Law Enforcement Officers Killed and Assaulted	76
Law Enforcement Employees per Agency	78
Glossary	86
Contact Information.....	95

2024 Crime in Utah Report Introduction

This *2024 Crime in Utah* report is published by the Utah Department of Public Safety's Bureau of Criminal Identification (BCI) to give governmental leaders and citizens a better understanding of criminal activity in the state. The report is a compilation of crime data reported by local law enforcement agencies throughout the state. The data is reported under the guidelines of the Uniform Crime Reporting (UCR) program, a national program which uses generic crime definitions to ensure that crime data is comparable across political boundaries. BCI forwards data collected from local Utah law enforcement agencies to the FBI, who in turn combines it with data from other states to compile and publish an annual report called *Crime in the United States*. National data may also be located on the FBI's [Crime Data Explorer](#).

Starting January 1, 2021, UCR data became solely collected in the "National Incident Based Reporting" (NIBRS) format which uses computerized data systems to collect more detailed information. Prior to January 1, 2021, Utah was what was known as a hybrid state, where local law enforcement agencies submitted their UCR data as either NIBRS or the retired Summary format. For more information on Summary reporting, please refer to the PDF Crime in Utah reports before 2021 located on the bci.utah.gov website.

In 2022, the Utah Bureau of Criminal Identification released a modernized view of the Uniform Crime Reporting data provided by local law enforcement agencies through the NIBRS system to the state repository. This dashboard, called the [Crime in Utah Dashboards](#), will replace the Crime in Utah PDF report as an avenue for trend data provided through the NIBRS data. 2021 will become a base starting point as the first year in which all law enforcement agencies in Utah were required to submit NIBRS data. With this change, trends will no longer be found in this report.

137 agencies in Utah submitted NIBRS data in 2024, accounting for 95.13% of the agencies and covering 98.14% of Utah's population. Some law enforcement agencies in Utah do not submit their crime statistics to BCI but forward them directly to the FBI. Such entities include military installations, national parks, and tribal lands. To view the crime statistics for such agencies, please refer to the FBI's *Crime in the United States* publication.

The statistics presented in this report are only as accurate as the data provided by the local law enforcement agencies.

Acknowledgements

The Department of Public Safety would like to acknowledge and recognize the following law enforcement agencies for their dedication to the UCR NIBRS program. Without their efforts to provide BCI with their crime data, this report would not be possible.

Beaver County Agencies

Beaver County Sheriff

West Bountiful PD

Woods Cross PD

Box Elder County Agencies

Box Elder County Sheriff

Brigham City PD

Mantua PD

Perry PD

Tremonton Garland PD

Willard PD

Duchesne County Agencies

Duchesne County Sheriff

Roosevelt PD

Emery County Agencies

Emery County Sheriff

Garfield County Agencies

Garfield County Sheriff

Grand County Agencies

Grand County Sheriff

Moab PD

Cache County Agencies

Cache County Sheriff

Cache-Rich Drug Task Force

Logan PD

North Park PD

Smithfield PD

Utah State University PD

Iron County Agencies

Brian Head Marshal

Cedar City PD

Enoch PD

Iron County Sheriff

Iron County Task Force

Parowan PD

Southern Utah University PD

Carbon County Agencies

Carbon County Sheriff

East Carbon PD

Helper PD

Price PD

Utah State University- Eastern*

Wellington PD

Juab County Agencies

Juab County Sheriff

Nephi PD

Davis County Agencies

Centerville PD

Clearfield PD

Clinton PD

Davis County Sheriff

Davis County Task Force

Farmington PD

Kaysville PD

Layton PD

North Salt Lake PD

Sunset PD

Syracuse PD

Kane County Agencies

Big Water Town Marshall

Kanab PD

Kane County Sheriff

Millard County Agencies

Millard County Sheriff

Piute County Agencies

Piute County Sheriff

Rich County Agencies

Rich County Sheriff

Salt Lake County Agencies

Alta Marshal

Bluffdale PD

Cottonwood Heights PD

Draper PD

Granite School District PD

Herriman PD

Murray PD

Riverton PD

Salt Lake City PD

Sandy PD

South Jordan PD

South Salt Lake PD

Taylorsville PD

Salt Lake County Sheriff**

Unified Police Dept.**

University of Utah PD

West Jordan PD

West Valley City PD

San Juan County Agencies

San Juan County Sheriff

Blanding PD

Sanpete County Agencies

Ephraim PD

Fairview PD

Gunnison Valley PD

Mt. Pleasant PD

Sanpete County Sheriff

Snow College PD

Spring City PD

Sevier County Agencies

Richfield PD

Salina PD

Sevier County Sheriff

Summit County Agencies

Park City PD

Summit County Sheriff

Tooele County Agencies

Grantsville PD

Tooele County Sheriff

Tooele PD

Uintah County Agencies

Naples PD

Uintah County Sheriff

Vernal PD

Utah County Agencies

American Fork PD

Brigham Young University PD

Lehi PD

Lindon PD

Lone Peak PD

Mapleton PD

Orem DPS

Payson PD

Pleasant Grove PD

Provo PD

Salem PD

Santaquin PD

Saratoga Springs PD

Spanish Fork PD

Springville PD

Utah County Attorney Investigation Division

Utah County Major Crimes Task Force

Utah County Sheriff

Utah Valley University PD

Wasatch County Agencies

Heber City PD

Wasatch County Sheriff

Washington County Agencies

Hurricane PD
Hildale PD
La Verkin PD
Santa Clara-Ivins Public Safety
Springdale PD
St. George PD
Utah Tech University PD
Washington City PD
Washington County Sheriff

Weber County Agencies

Harrisville PD
North Ogden PD
Ogden PD
Pleasant View PD
Riverdale PD
Roy PD
South Ogden PD
Weber County Sheriff
Weber Morgan Narcotics Strike Force
Weber State University PD

State or Regional Agencies

Dept of Natural Resources- Outdoor Rec
Utah Division of Wildlife Resources
Utah Highway Patrol
Utah Motor Vehicle Enforcement Division
Utah State Parks and Recreation
Utah Transit Authority PD

*Utah State University- Eastern was retired and entered a “covered by” status in August 2024. The data reflected in this report under their agency is for January – July 2024. August – December is under USU PD in Logan.

**Unified Police Dept. separated from the Salt Lake County Sheriff’s Office and became a new agency beginning with June 2024. January through May’s data is combined for these two agencies under the Salt Lake County Sheriff’s Office. These two agencies share a jurisdiction and population for crime rate purposes.

Non-Participating Agencies and County Coverage

The population represented by the participating agencies listed on the previous pages constitutes 98.14% of the state while the population represented by non-participating agencies constitutes 1.86%.

County Coverage			
County Name	2024 Population	Population Covered by Submitting Agency	Percentage of Population
Beaver County	7,366	7,366	100%
Box Elder County	65,071	65,071	100%
Cache County	147,073	147,073	100%
Carbon County	20,882	20,882	100%
Daggett County	1,017	0	0.00%
Davis County	380,630	337,016	88.54%
Duchesne County	21,004	21,004	100%
Emery County	10,360	10,360	100%
Garfield County	5,446	5,446	100%
Grand County	9,826	9,826	100%
Iron County	67,285	67,285	100%
Juab County	13,570	13,570	100%
Kane County	8,781	8,781	100%
Millard County	13,717	13,717	100%
Morgan County	13,361	0	0.00%
Piute County	1,607	1,607	100%
Rich County	2,759	2,759	100%
Salt Lake County	1,202,217	1,202,217	100%
San Juan County	14,464	14,464	100%
Sanpete County	31,231	31,231	100%
Sevier County	22,868	21,814	95.39
Summit County	43,348	41,191	95.02
Tooele County	86,132	84,996	98.68
Uintah County	38,897	38,897	100%
Utah County	743,551	743,551	100%
Wasatch County	38,280	38,280	100%
Washington County	212,130	212,130	100%
Wayne County	2,682	0	0.00%
Weber County	278,058	278,058	100%
Total	3,503,613	3,438,592	98.14%

Non-Participating Agencies	
County	Agency Name
Dagget	Dagget County Sheriff
Davis	Bountiful PD
Morgan	Morgan County Sheriff
Sevier	Aurora PD
Summit	Kamas PD
Tooele	Wendover PD
Wayne	Wayne County Sheriff

Crime Factors

In order to produce a meaningful statistical profile of crime within the State of Utah, each law enforcement agency is asked to participate in the UCR program, reporting data on crimes that became known to law enforcement within their jurisdiction. Utah uses the same offense classifications used in the national UCR program so that the resulting crime statistics are comparable to those compiled across the nation.

Crime rates in this publication are based on the stable population of the municipality. Although transient populations impact the volume and nature of crime, it is impractical to base crime rate calculations on these fluctuating populations. Therefore, a municipality with high transient populations may have a higher crime rate than another municipality of similar size.

Characteristics of the community influence criminal activity and should be considered when attempting to interpret crime statistics presented herein. Below are some factors which will affect the type and volume of crime that occurs and is subsequently reported in a given location.

- Density and size of the population of the community and of the surrounding area.
- Relative stability of the population, including seasonal, commuter, and other transient populations.
- Composition of the population, particularly with reference to age, sex, and socioeconomic status.
- Economic status, including job availability and mores of the population.
- Climate, including seasonal weather conditions.
- Cultural conditions such as educational levels, recreational opportunities, and religious characteristics.
- Effective strength of law enforcement, including cooperation of neighboring agencies, reservations and federal law enforcement agencies.
- Administrative and investigative emphasis and efficiency of the local law enforcement agency, including the degree of adherence to crime reporting standards.
- Policies of other components of the criminal justice system (i.e., prosecutorial, judicial, correctional, and probational).
- Attitudes of the public toward law enforcement and their crime reporting practices.

***This report reflects crime in Utah as far as it is completely
and accurately reported by local law enforcement agencies to
the Utah Bureau of Criminal Identification***

2024 Summary Analysis

The population figures used in this report are based on data received from the U.S. Census Bureau. The U.S. Census Bureau's website for population totals and the methodology used is located here: [U.S. Census Bureau QuickFacts: Utah](#)

The Utah Bureau of Criminal Identification with the Department of Public Safety launched a [Crime in Utah Dashboard](#) where the Uniform Crime Reporting data (NIBRS) will now be publicly available. It will be on these Dashboards that the most up to date and current trends may be found. Please keep in mind when looking at the Crime in Utah Dashboard that agencies were not required to submit NIBRS data until January 1, 2021 so any previous years showing may not have the same number of agencies participating. You may always refer to the PDF Crime in Utah reports for a list of participating agencies for any given year.

With the transition to a fully NIBRS reporting state that occurred beginning January 2021, 2021 will become a new base year for crime statistics and comparison. Due to this change, this report no longer has a traditional Summary Analysis. We encourage use of the Crime in Utah Dashboard for more detailed information.

National Incident Based Reporting (NIBRS)

The concept of National Incident Based Reporting System, also referred to as IBR or NIBRS, was developed by the FBI in the 1980s to provide more comprehensive data for the management of crime in our society. In a NIBRS system, computerized data systems are utilized to collect more detailed information about the crimes that occur. The availability of detailed information stored in a law enforcement agency's records management system database makes for a more comprehensive analysis of criminal activity. The Utah Incident Based Reporting System was implemented in 1991. In January 2021, all agencies were required to submit using the NIBRS format. 138 Utah agencies submitted NIBRS data for this report. The data accepted by the Utah repository is also forwarded to the FBI's NIBRS repository where it is used to depict criminal activity nationwide.

The data from the NIBRS system is not directly comparable to the data from the Summary reports which were retired at the end of 2020 and can be found in prior years' Crime in Utah reports located on the bci.utah.gov website. Information about each incident and arrest is collected for 24 offense categories comprised of 52 Group A offenses. All offenses that occur in a criminal episode are reported, not just the most serious offense (as opposed to the "hierarchy rule" that existed with Summary reporting).

NIBRS data belongs in one of three categories: Crimes Against Persons, Crimes Against Property, and Crimes Against Society.

Crimes Against Persons

Crimes Against Persons are those offenses collected in NIBRS whose victims are always individuals. One offense per victim is counted in a Crime Against Person.

Criminal incidents reported by the Utah Division of Wildlife Resources, Dept of Natural Resources- Outdoor Rec, Utah Highway Patrol, Utah State Parks and Recreation, Utah Motor Vehicle Enforcement Division, and the Utah Transit Authority PD may have occurred anywhere in the state where the agencies have jurisdiction.

NIBRS Crimes Against Persons - Table One										
Agency	Aggravated Assault	Simple Assault	Intimidation	Assault Offenses Total	Murder & Nonnegligent Manslaughter	Negligent Manslaughter	Homicide Offenses Total	Human Trafficking, Commercial Sex Acts	Human Trafficking, Involuntary Servitude	Human Trafficking Offenses Total
Beaver County Sheriff	4	21	9	34	0	0	0	0	0	0
Beaver County Total	4	21	9	34	0	0	0	0	0	0
Box Elder County Sheriff	5	30	37	72	0	0	0	0	2	2
Brigham City PD	13	51	55	119	0	0	0	0	2	2
Mantua PD	0	7	0	7	0	0	0	0	0	0
Willard PD	1	19	6	26	0	0	0	0	0	0
Perry PD	6	41	36	83	0	0	0	0	4	4
Tremonton Garland PD	8	64	40	112	0	0	0	0	7	7
Box Elder County Total	33	212	174	419	0	0	0	0	15	15
Cache County Sheriff	28	153	41	222	1	0	1	1	0	1
Logan PD	41	309	53	403	0	0	0	0	0	0
North Park PD	9	75	15	99	0	0	0	0	0	0
Smithfield PD	2	39	10	51	0	0	0	0	0	0
Utah State University PD	0	6	1	7	0	0	0	0	0	0
Cache-Rich Drug Task Force	0	5	0	5	0	0	0	0	0	0
Cache County Total	80	587	120	787	1		1	1	0	1

NIBRS Crimes Against Persons - Table One										
Agency	Aggravated Assault	Simple Assault	Intimidation	Assault Offenses Total	Murder & Nonnegligent Manslaughter	Negligent Manslaughter	Homicide Offenses Total	Human Trafficking, Commercial Sex Acts	Human Trafficking, Involuntary Servitude	Human Trafficking Offenses Total
Carbon County Sheriff	14	34	1	49	0	0	0	0	0	0
Price PD	4	49	6	59	1	0	1	0	0	0
Helper PD	8	22	2	32	0	0	0	0	0	0
Wellington PD	2	9	1	12	0	0	0	0	0	0
East Carbon PD	2	9	0	11	0	0	0	0	0	0
Utah State University - Eastern	0	0	0	0	0	0	0	0	0	0
Carbon County Total	30	123	10	163	1	0	1	0	0	0
Daggett County Sheriff	No Data Reported									
Daggett County Total	No Data Reported									
Davis County Sheriff	7	71	33	111	0	0	0	3	1	4
Bountiful PD	No Data Reported									
Clearfield PD	56	277	62	395	1	0	1	0	0	0
Layton PD	59	344	184	587	1	0	1	2	2	4
Centerville PD	8	37	9	54	0	0	0	2	0	2
Farmington PD	7	63	26	96	0	0	0	0	0	0
Kaysville PD	6	51	31	88	0	0	0	0	1	1
North Salt Lake PD	5	103	20	128	0	0	0	0	1	1
Sunset PD	9	31	9	49	0	0	0	0	0	0
West Bountiful PD	4	13	5	22	0	0	0	0	0	0
Woods Cross PD	10	59	17	86	0	0	0	0	0	0
Clinton PD	11	67	44	122	1	0	1	0	0	0
Syracuse PD	18	109	50	177	0	0	0	0	0	0
Davis County Task Force	0	0	0	0	0	0	0	0	0	0
Davis County Total	200	1225	490	1915	3	0	3	7	5	12
Duchesne County Sheriff	19	61	25	105	0	1	1	0	0	0

NIBRS Crimes Against Persons - Table One										
Agency	Aggravated Assault	Simple Assault	Intimidation	Assault Offenses Total	Murder & Nonnegligent Manslaughter	Negligent Manslaughter	Homicide Offenses Total	Human Trafficking, Commercial Sex Acts	Human Trafficking, Involuntary Servitude	Human Trafficking Offenses Total
Roosevelt PD	5	44	17	66	0	0	0	0	0	0
Duchesne County Total	24	105	42	171	0	1	1	0	0	0
Emery County Sheriff	7	42	22	71	0	0	0	0	0	0
Emery County Total	7	42	22	71	0	0	0	0	0	0
Garfield County Sheriff	3	17	0	20	0	0	0	0	0	0
Garfield County Total	3	17	0	20	0	0	0	0	0	0
Grand County Sheriff	11	39	10	60	0	0	0	0	0	0
Moab PD	24	69	31	124	0	0	0	0	1	1
Grand County Total	35	108	41	184	0	0	0	0	1	1
Iron County Sheriff	13	71	25	109	1	0	1	0	0	0
Cedar City PD	35	187	87	309	1	0	1	0	0	0
Parowan PD	1	7	7	15	0	0	0	0	0	0
Southern Utah University PD	1	6	9	16	0	0	0	0	0	0
Brian Head Marshal	1	1	2	4	0	0	0	0	0	0
Iron County Task Force	0	0	0	0	0	0	0	0	0	0
Enoch PD	5	36	19	60	0	0	0	0	0	0
Iron County Total	56	308	149	513	2	0	2	0	0	0
Juab County Sheriff	0	13	8	21	0	0	0	0	0	0
Nephi PD	4	35	11	50	0	0	0	0	0	0
Juab County Total	4	48	19	71	0	0	0	0	0	0
Kane County Sheriff	5	8	3	16	0	0	0	0	0	0
Kanab PD	0	7	10	17	0	0	0	0	0	0

NIBRS Crimes Against Persons - Table One										
Agency	Aggravated Assault	Simple Assault	Intimidation	Assault Offenses Total	Murder & Nonnegligent Manslaughter	Negligent Manslaughter	Homicide Offenses Total	Human Trafficking, Commercial Sex Acts	Human Trafficking, Involuntary Servitude	Human Trafficking Offenses Total
Big Water Town Marshal	1	2	0	3	0	0	0	0	0	0
Kane County Total	6	17	13	36	0	0	0	0	0	0
Millard County Sheriff	16	79	43	138	0	0	0	0	0	0
Millard County Total	16	79	43	138	0	0	0	0	0	0
Morgan County Sheriff	No Data Reported									
Morgan County Total	No Data Reported									
Piute County Sheriff	0	4	6	10	0	0	0	0	0	0
Piute County Total	0	4	6	10	0	0	0	0	0	0
Rich County Sheriff	0	5	0	5	0	0	0	0	0	0
Rich County Total	0	5	0	5	0	0	0	0	0	0
Salt Lake County Sheriff	76	552	247	875	3	0	3	0	0	0
Murray PD	54	198	374	626	3	0	3	0	0	0
Salt Lake City PD	944	3482	944	5370	11	0	11	15	9	24
South Salt Lake PD	99	438	102	639	1	0	1	0	0	0
Sandy PD	113	510	122	745	4	0	4	0	0	0
West Jordan PD	214	631	281	1126	0	1	1	0	0	0
University of Utah PD	8	293	110	411	0	0	0	0	0	0
Draper PD	36	152	68	256	1	1	2	0	0	0
Riverton PD	15	83	39	137	1	0	1	0	0	0
South Jordan PD	56	172	98	326	0	0	0	0	0	0
Bluffdale PD	23	52	31	106	0	0	0	0	0	0
Alta Marshal	0	1	1	2	0	0	0	0	0	0
West Valley PD	362	940	293	1595	6	1	7	0	0	0

NIBRS Crimes Against Persons - Table One										
Agency	Aggravated Assault	Simple Assault	Intimidation	Assault Offenses Total	Murder & Nonnegligent Manslaughter	Negligent Manslaughter	Homicide Offenses Total	Human Trafficking, Commercial Sex Acts	Human Trafficking, Involuntary Servitude	Human Trafficking Offenses Total
Granite School District PD	9	193	1	203	0	0	0	0	0	0
Taylorsville PD	47	265	86	398	2	0	2	0	0	0
Cottonwood Heights PD	12	69	39	120	1	0	1	0	0	0
Herriman PD	40	145	52	237	1	0	1	0	0	0
Unified Police Dept.	136	641	373	1150	1	0	1	0	0	0
Salt Lake County Total	2244	8817	3261	14322	35	3	38	15	9	24
San Juan County Sheriff	3	15	0	18	1	0	1	0	0	0
Blanding PD	3	29	4	36	0	0	0	0	0	0
San Juan County Total	6	44	4	54	1	0	1	0	0	0
Sanpete County Sheriff	4	45	1	50	0	0	0	0	0	0
Ephraim PD	0	37	2	39	0	0	0	0	0	0
Fairview PD	1	0	0	1	0	0	0	0	0	0
Mt. Pleasant PD	7	12	0	19	0	0	0	0	0	0
Spring City PD	0	1	0	1	0	0	0	0	0	0
Snow College PD	0	2	0	2	0	0	0	0	0	0
Gunnison Valley PD	0	6	0	6	0	0	0	0	0	0
Sanpete County Total	12	103	3	3	0	0	0	0	0	0
Sevier County Sheriff	4	50	13	67	0	0	0	0	0	0
Richfield PD	12	81	61	154	0	0	0	0	0	0
Aurora PD	No Data Reported									
Salina PD	0	5	6	11	0	0	0	0	0	0
Sevier County Total	16	136	80	232	0	0	0	0	0	0
Summit County Sheriff	27	85	22	134	1	0	1	0	0	0
Kamas PD	No Data Reported									

NIBRS Crimes Against Persons - Table One										
Agency	Aggravated Assault	Simple Assault	Intimidation	Assault Offenses Total	Murder & Nonnegligent Manslaughter	Negligent Manslaughter	Homicide Offenses Total	Human Trafficking, Commercial Sex Acts	Human Trafficking, Involuntary Servitude	Human Trafficking Offenses Total
Park City PD	9	72	30	111	1	0	1	0	0	0
Summit County Total	36	157	52	245	2	0	2	0	0	0
Tooele County Sheriff	41	171	26	238	1	1	2	0	0	0
Tooele PD	79	303	104	486	3	1	4	0	0	0
Grantsville PD	22	128	67	217	0	0	0	0	0	0
Wendover PD	No Data Reported									
Tooele County Total	142	602	197	197	4	2	6	0	0	0
Uintah County Sheriff	24	88	12	124	0	0	0	0	0	0
Vernal PD	18	105	24	147	1	0	1	0	0	0
Naples PD	1	8	6	15	0	1	1	0	0	0
Uintah County Total	43	201	42	286	1	1	2	0	0	0
Utah County Sheriff	44	179	45	268	0	1	1	0	2	2
American Fork PD	22	173	74	269	3	0	3	0	0	0
Lehi PD	29	298	73	400	2	0	2	0	1	1
Orem DPS	55	406	123	584	1	0	1	1	0	1
Payson PD	14	72	16	102	0	0	0	0	0	0
Pleasant Grove PD	29	112	58	199	0	0	0	0	0	0
Provo PD	119	409	123	651	2	0	2	1	0	1
Spanish Fork PD	16	128	19	163	0	0	0	0	0	0
Springville PD	27	152	42	221	0	1	1	0	0	0
Lone Peak PD	6	34	13	53	0	0	0	0	0	0
Salem PD	1	28	3	32	0	0	0	0	0	0
Santaquin PD	8	53	18	79	0	0	0	0	0	0
Brigham Young University PD	2	7	7	16	0	0	0	0	0	0
Lindon PD	4	30	11	45	0	0	0	0	0	0

NIBRS Crimes Against Persons - Table One										
Agency	Aggravated Assault	Simple Assault	Intimidation	Assault Offenses Total	Murder & Nonnegligent Manslaughter	Negligent Manslaughter	Homicide Offenses Total	Human Trafficking, Commercial Sex Acts	Human Trafficking, Involuntary Servitude	Human Trafficking Offenses Total
Mapleton PD	7	34	11	52	0	0	0	0	0	0
Utah Valley University PD	1	5	1	7	0	0	0	0	0	0
Utah County Major Crimes Task Force	0	1	0	1	0	0	0	0	0	0
Utah County Atty - Investigations Division	0	0	0	0	0	0	0	0	0	0
Saratoga Springs PD	30	126	51	207	1	0	1	0	0	0
Utah County Total	414	2247	688	3349	9	2	11	2	3	5
Wasatch County Sheriff	18	52	1	71	1	0	1	0	0	0
Heber City PD	32	99	2	133	0	0	0	0	0	0
Wasatch County Total	50	151	3	204	1	0	1	0	0	0
Washington County Sheriff	18	101	28	147	0	0	0	0	0	0
St. George PD	109	571	126	806	1	0	1	0	0	0
Hurricane PD	25	116	63	204	0	0	0	0	0	0
La Verkin PD	1	9	8	18	0	0	0	0	0	0
Springdale PD	1	6	7	14	0	0	0	0	0	0
Washington City PD	30	107	84	221	2	0	2	0	0	0
Hildale PD	1	7	1	9	0	0	0	0	0	0
Utah Tech University PD	0	3	2	5	0	0	0	0	0	0
Santa Clara-Ivins Public Safety	9	39	44	92	0	0	0	0	0	0
Washington County Total	194	959	363	1516	3	0	3	0	0	0
Wayne County Sheriff	No Data Reported									
Wayne County Total	No Data Reported									
Weber County Sheriff	34	231	15	280	2	0	2	0	0	0

NIBRS Crimes Against Persons - Table One										
Agency	Aggravated Assault	Simple Assault	Intimidation	Assault Offenses Total	Murder & Nonnegligent Manslaughter	Negligent Manslaughter	Homicide Offenses Total	Human Trafficking, Commercial Sex Acts	Human Trafficking, Involuntary Servitude	Human Trafficking Offenses Total
Ogden PD	250	1079	57	1386	2	0	2	1	0	1
Roy PD	36	319	13	368	0	0	0	0	0	0
South Ogden PD	10	135	11	156	0	0	0	0	0	0
North Ogden PD	9	91	5	105	0	0	0	0	0	0
Riverdale PD	14	72	1	87	0	0	0	0	0	0
Weber State University PD	1	9	4	14	0	0	0	0	0	0
Harrisville PD	5	38	2	45	0	0	0	0	0	0
Pleasant View PD	3	33	8	44	0	0	0	0	0	0
Weber Morgan Narcotics Strike Force	2	5	0	7	0	0	0	0	0	0
Weber County Total	364	2012	116	2492	4	0	4	1	0	1
Utah Transit Authority PD	21	179	10	210	0	0	0	0	0	0
Dept of Natural Resources-Outdoor Rec	0	1	0	1	0	0	0	0	0	0
Utah Division of Wildlife Resources	1	0	0	1	1	0	1	0	0	0
Utah State Parks and Recreation	0	8	0	8	0	0	0	0	0	0
Utah Highway Patrol	49	182	9	240	2	3	5	0	0	0
Utah Motor Vehicle Enforcement Division	0	0	0	0	0	0	0	0	0	0
State Agency Total	71	370	19	460	3	3	6	0	0	0
Total	4090	18700	5966	28756	70	12	82	26	33	59

NIBRS Crimes Against Persons - Table Two									
Agency	Kidnapping/Abduction	Rape	Sodomy	Sexual Assault with an Object	Fondling	Forcible Sex Offenses Total	Incest	Statutory Rape	Non-Forcible Sex Offenses Total
Beaver County Sheriff	1	1	6	0	3	11	0	1	1
Beaver County Total	1	1	6	0	3	11	0	1	1
Box Elder County Sheriff	0	6	1	0	8	15	0	0	0
Brigham City PD	0	8	1	0	12	21	0	1	1
Mantua PD	0	0	0	0	0	0		0	0
Willard PD	0	3	0	0	1	4	0	0	0
Perry PD	0	9	2	0	2	13	0	0	0
Tremonton Garland PD	1	3	1	0	7	12	0	1	1
Box Elder County Total	1	29	5	0	30	65	0	2	2
Cache County Sheriff	19	10	2	0	32	63	0	0	0
Logan PD	28	24	8	0	92	152	0	0	0
North Park PD	5	3	0	0	15	23	0	0	0
Smithfield PD	1	4	2	0	11	18	0	0	0
Utah State University PD	0	4	0	0	7	11	0	0	0
Cache-Rich Drug Task Force	0	0	0	0	0	0	0	0	0
Cache County Total	53	45	12	0	157	267	0	0	0
Carbon County Sheriff	0	4	0	0	1	5	0	0	0
Price PD	3	1	1	0	4	9	0	0	0
Helper PD	0	0	0	1	1	2	0	0	0
Wellington PD	0	1	0	0	3	4	0	2	2
East Carbon PD	0	1	0	0	1	2	0	0	0
Utah State University - Eastern	0	0	0	0	0	0	0	0	0
Carbon County Total	3	7	1	1	10	22	0	2	2
Daggett County Sheriff	No Data Reported								
Daggett County Total	No Data Reported								

NIBRS Crimes Against Persons - Table Two									
Agency	Kidnapping/Abduction	Rape	Sodomy	Sexual Assault with an Object	Fondling	Forcible Sex Offenses Total	Incest	Statutory Rape	Non-Forcible Sex Offenses Total
Davis County Sheriff	8	8	1	0	37	54	0	0	0
Bountiful PD	No Data Reported								
Clearfield PD	26	15	2	0	56	99	0	0	0
Layton PD	25	28	8	0	131	192	1	0	1
Centerville PD	2	2	2	0	12	18	0	0	0
Farmington PD	1	6	0	0	25	32	0	1	1
Kaysville PD	7	6	1	0	37	51	0	1	1
North Salt Lake PD	3	2	0	0	8	13	0	0	0
Sunset PD	1	1	0	0	20	22	0	0	0
West Bountiful PD	0	2	1	0	4	7	0	0	0
Woods Cross PD	2	1	1	0	14	18	0	0	0
Clinton PD	6	1	0	0	40	47	0	0	0
Syracuse PD	9		1	0	27	37	0	2	2
Davis County Task Force	0	0	0	0	0	0	0	0	0
Davis County Total	90	72	17	0	411	590	1	4	5
Duchesne County Sheriff	1	4	1	4	25	35	0	2	2
Roosevelt PD	1	0	1	3	10	15	0	2	2
Duchesne County Total	2	4	2	7	35	50	0	4	4
Emery County Sheriff	2	1	0	0	0	3	0	0	0
Emery County Total	2	1	0	0	0	3	0	0	0
Garfield County Sheriff	0	0	1	0	3	4	0	1	1
Garfield County Total	0	0	1	0	3	4	0	1	1
Grand County Sheriff	6	4	1	0	2	13	0	0	0
Moab PD	5	9	2	0	0	16	0	0	0
Grand County Total	11	13	3	0	2	29	0	0	0

NIBRS Crimes Against Persons - Table Two									
Agency	Kidnapping/Abduction	Rape	Sodomy	Sexual Assault with an Object	Fondling	Forcible Sex Offenses Total	Incest	Statutory Rape	Non-Forcible Sex Offenses Total
Iron County Sheriff	4	7	0	2	24	37	0	0	0
Cedar City PD	8	15	1	2	55	81	0	1	1
Parowan PD	0	0	0	0	1	1	0	0	0
Southern Utah University PD	1	1	0	0	7	9	0	0	0
Brian Head Marshal	0	0	0	0	0	0	0	0	0
Iron County Task Force	0	0	0	0	0	0	0	0	0
Enoch PD	0	2	0	0	13	15	0	0	0
Iron County Total	13	25	1	4	100	143	0	1	1
Juab County Sheriff	0	0	2	0	0	2	0	0	0
Nephi PD	2	1	1	1	12	17	0	0	0
Juab County Total	2	1	3	1	12	19	0	0	0
Kane County Sheriff	2	0	0	0	4	6	0	1	1
Kanab PD	0	1	0	0	1	2	0	0	0
Big Water Town Marshal	0	0	0	0	0	0	0	0	0
Kane County Total	2	1	0	0	5	8	0	1	1
Millard County Sheriff	6	6	0	3	20	35	0	0	0
Millard County Total	6	6	0	3	20	35	0	0	0
Morgan County Sheriff	No Data Reported								
Morgan County Total	No Data Reported								
Piute County Sheriff	0	0	0	0	0	0	0	0	0
Piute County Total	0	0	0	0	0	0	0	0	0
Rich County Sheriff	1	1	0	0	1	3	0	0	0
Rich County Total	1	1	0	0	1	3	0	0	0

NIBRS Crimes Against Persons - Table Two									
Agency	Kidnapping/Abduction	Rape	Sodomy	Sexual Assault with an Object	Fondling	Forcible Sex Offenses Total	Incest	Statutory Rape	Non-Forcible Sex Offenses Total
Salt Lake County Sheriff	23	31	6	0	74	134	0	1	1
Murray PD	23	27	3	0	50	103	0	1	1
Salt Lake City PD	171	289	52	0	179	691	1	11	12
South Salt Lake PD	26	34	8	1	39	108	2	5	7
Sandy PD	36	30	6	0	59	131	0	0	0
West Jordan PD	69	60	18	0	114	261	1	5	6
University of Utah PD	5	5	0	1	21	32	0	0	0
Draper PD	11	30	5	2	22	70	0	0	0
Riverton PD	5	10	0	0	31	46	1	1	2
South Jordan PD	8	22	6	0	49	85	0	0	0
Bluffdale PD	11	7	0	4	12	34	0	0	0
Alta Marshal	0	0	0	0	0	0	0	0	0
West Valley PD	95	95	0	0	159	349	0	0	0
Granite School District PD	3	1	0	0	4	8	0	0	0
Taylorsville PD	4	16	1	0	41	62	0	2	2
Cottonwood Heights PD	3	6	0	0	16	25	0	1	1
Herriman PD	9	19	3	0	33	64	0	1	1
Unified Police Dept.	30	59	13	0	108	210	1	5	6
Salt Lake County Total	532	741	121	8	1011	2413	6	33	39
San Juan County Sheriff	0	0	0	0	0	0	0	0	0
Blanding PD	0	3	0	0	2	5	0	0	0
San Juan County Total	0	3	0	0	2	5	0	0	0
Sanpete County Sheriff	0	2	3	9	1	15	1	1	2
Ephraim PD	0	0	0	0	1	1	0	1	1
Fairview PD	0	0	0	0	2	2	0	0	0
Mt. Pleasant PD	1	0	0	1	1	3	0	0	0
Spring City PD	0	0	0	0	0	0	0	0	0
Snow College PD	0	1	0	0	1	2	0	0	0

NIBRS Crimes Against Persons - Table Two									
Agency	Kidnapping/Abduction	Rape	Sodomy	Sexual Assault with an Object	Fondling	Forcible Sex Offenses Total	Incest	Statutory Rape	Non-Forcible Sex Offenses Total
Gunnison Valley PD	0	0	0	0	0	0	0	0	0
Sanpete County Total	1	3	3	10	6	23	1	2	3
Sevier County Sheriff	0	1	1	0	1	3	0	0	0
Richfield PD	0	8	2	0	9	19	0	0	0
Aurora PD	No Data Reported								
Salina PD	0	0	0	0	1	1	0	0	0
Sevier County Total	0	9	3	0	11	23	0	0	0
Summit County Sheriff	2	41	0	0	0	43	0	0	0
Kamas PD	No Data Reported								
Park City PD	1	21	0	1	2	25	0	0	0
Summit County Total	3	62	0	1	2	68	0	0	0
Tooele County Sheriff	7	11	7	6	28	59	0	5	5
Tooele PD	15	28	12	8	55	118	0	2	2
Grantsville PD	9	7	3	1	12	32	0	3	3
Wendover PD	No Data Reported								
Tooele County Total	31	46	22	15	95	209	0	10	10
Uintah County Sheriff	2	8	0	1	16	27	0	0	0
Vernal PD	1	1	4	2	26	34	2	2	4
Naples PD	1	1	0	0	5	7	0	0	0
Uintah County Total	4	10	4	3	47	68	2	2	4
Utah County Sheriff	28	19	7	0	52	106	0	0	0
American Fork PD	17	26	4	0	45	92	0	0	0
Lehi PD	26	27	7	2	37	99	0	0	0
Orem DPS	41	43	9	5	213	311	0	0	0
Payson PD	7	11	1	2	21	42	0	0	0

NIBRS Crimes Against Persons - Table Two									
Agency	Kidnapping/Abduction	Rape	Sodomy	Sexual Assault with an Object	Fondling	Forcible Sex Offenses Total	Incest	Statutory Rape	Non-Forcible Sex Offenses Total
Pleasant Grove PD	16	23	9	3	25	76	0	0	0
Provo PD	38	56	14	21	63	192	0	0	0
Spanish Fork PD	6	13	1	1	29	50	0	0	0
Springville PD	11	14	3	3	22	53	0	0	0
Lone Peak PD	2	3	0	0	2	7	0	0	0
Salem PD	1	0	0	0	0	1	0	0	0
Santaquin PD	5	6	0	2	4	17	0	0	0
Brigham Young University PD	1	1	0	0	2	4	0	0	0
Lindon PD	1	1	0	0	3	5	0	0	0
Mapleton PD	2	2	0	0	3	7	0	0	0
Utah Valley University PD	0	0	0	0	0	0	0	0	0
Utah County Major Crimes Task Force	0	0	0	0	0	0	0	0	0
Utah County Atty - Investigations Division	0	0	0	0	0	0	0	0	0
Saratoga Springs PD	13	14	6	4	25	62	0	0	0
Utah County Total	215	259	61	43	546	1124	0	0	0
Wasatch County Sheriff	0	3	0	0	7	10	1	0	1
Heber City PD	2	1	0	1	10	14	0	2	2
Wasatch County Total	2	4	0	1	17	24	1	2	3
Washington County Sheriff	1	5	0	1	11	18	0	1	1
St. George PD	51	50	9	0	89	199	0	3	3
Hurricane PD	6	5	2	1	24	38	0	3	3
La Verkin PD	0	0	0	0	12	12	0	0	0
Springdale PD	0	0	1	0	1	2	0	0	0
Washington City PD	3	14	2	0	21	40	0	3	3
Hildale PD	1	1	0	1	1	4	0	0	0
Utah Tech University PD	0	2	0	0	1	3	0	0	0
Santa Clara-Ivins Public Safety	0	4	0	0	3	7	0	0	0
Washington County Total	62	81	14	3	163	323	0	10	10

NIBRS Crimes Against Persons - Table Two									
Agency	Kidnapping/Abduction	Rape	Sodomy	Sexual Assault with an Object	Fondling	Forcible Sex Offenses Total	Incest	Statutory Rape	Non-Forcible Sex Offenses Total
Wayne County Sheriff	No Data Reported								
Wayne County Total	No Data Reported								
Weber County Sheriff	18	19	2	4	41	84	1	2	3
Ogden PD	97	80	15	5	83	280	1	6	7
Roy PD	19	30	11	1	51	112	0	2	2
South Ogden PD	8	9	0	1	23	41	0	1	1
North Ogden PD	9	5	0	0	16	30	0	0	0
Riverdale PD	7	7	2	0	10	26	0	0	0
Weber State University PD	1	3	1	0	1	6	0	0	0
Harrisville PD	1	2	0	0	4	7	0	0	0
Pleasant View PD	3	0	1	0	7	11	0	1	1
Weber Morgan Narcotics Strike Force	0	0	0	0	0	0	0	0	0
Weber County Total	163	155	32	11	236	597	2	12	14
Utah Transit Authority PD	4	0	0	0	2	6	0	0	0
Dept of Natural Resources- Outdoor Rec	0	0	0	0	0	0	0	0	0
Utah Division of Wildlife Resources	1	0	0	0	0	1	0	0	0
Utah State Parks and Recreation	1	0	0	0	0	1	0	0	0
Utah Highway Patrol	14	4	1	15	14	48	1	0	1
Utah Motor Vehicle Enforcement Division	0	0	0	0	0	0	0	0	0
State Agency Total	20	4	1	15	16	56	1	0	1
Total	1220	1583	312	126	2941	6182	14	87	101

Crimes Against Property

Crimes Against Property are offenses in which the object of the crime is to obtain something such as money, property, or some other benefit. Examples include Robbery, Bribery, and Burglary. One offense is counted for each distinct operation of a Crime Against Property except for Motor Vehicle Theft, where one offense is counted for each stolen vehicle.

Criminal incidents reported by the Utah Division of Wildlife Resources, Dept of Natural Resources- Outdoor Rec, Utah Highway Patrol, Utah State Parks and Recreation, Utah Motor Vehicle Enforcement Division, and the Utah Transit Authority PD may have occurred anywhere in the state where the agencies have jurisdiction.

NIBRS Crimes Against Property - Table One							
Agency	Arson	Bribery	Burglary/Breaking & Entering	Counterfeiting/Forgery	Destruction/Damage/Vandalism of Property	Embezzlement	Extortion/Blackmail
Beaver County Sheriff	0	0	5	1	12	0	0
Beaver County Total	0	0	5	1	12	0	0
Box Elder County Sheriff	4	0	17	0	23	0	2
Brigham City PD	0	0	23	1	41	0	2
Mantua PD	0	0	0	0	0	0	0
Willard PD	0	0	0	1	7	0	0
Perry PD	1	0	6	0	21	0	0
Tremonton Garland PD	0	0	14	0	20	1	1
Box Elder County Total	5	0	60	2	112	1	5
Cache County Sheriff	1	0	27	5	106	0	9
Logan PD	2	0	79	31	81	1	0
North Park PD	0	0	10	2	3	0	0
Smithfield PD	0	0	3	5	12	0	0
Utah State University PD	0	0	4	0	11	0	0

NIBRS Crimes Against Property - Table One							
Agency	Arson	Bribery	Burglary/Breaking & Entering	Counterfeiting/Forgery	Destruction/Damage/Vandalism of Property	Embezzlement	Extortion/Blackmail
Cache-Rich Drug Task Force	0	0	0	0	0	0	0
Cache County Total	3	0	123	43	213	1	9
Carbon County Sheriff	0	0	7	1	19	0	2
Price PD	0	0	9	2	27	0	0
Helper PD	0	0	4	0	21	1	0
Wellington PD	0	0	3	1	9	0	0
East Carbon PD	0	0	0	0	3	0	0
Utah State University - Eastern	0	0	0	0	1	0	0
Carbon County Total	0	0	23	4	80	1	2
Daggett County Sheriff	No Data Reported						
Daggett County Total	No Data Reported						
Davis County Sheriff	4	0	14	6	79	0	9
Bountiful PD	No Data Reported						
Clearfield PD	0	0	55	9	303	1	6
Layton PD	4	2	103	43	531	3	47
Centerville PD	2	0	14	21	74	1	3
Farmington PD	1	0	23	8	70	0	7
Kaysville PD	3	0	14	14	102	0	7
North Salt Lake PD	3	0	32	7	148	0	1
Sunset PD	0	0	19	0	8	0	0
West Bountiful PD	0	0	8	3	34	0	4
Woods Cross PD	0	0	22	1	70	0	0
Clinton PD	0	0	29	2	82	0	0

NIBRS Crimes Against Property - Table One							
Agency	Arson	Bribery	Burglary/Breaking & Entering	Counterfeiting/Forgery	Destruction/Damage/Vandalism of Property	Embezzlement	Extortion/Blackmail
Syracuse PD	3	0	12	2	158	2	19
Davis County Task Force	0	0	0	0	0	0	0
Davis County Total	20	2	345	116	1659	7	103
Duchesne County Sheriff	4	0	34	4	80	0	1
Roosevelt PD	2	0	8	5	74	0	2
Duchesne County Total	6	0	42	9	154		3
Emery County Sheriff	0	0	9	0	2	0	0
Emery County Total	0	0	9	0	2	0	0
Garfield County Sheriff	0	0	4	1	15	0	0
Garfield County Total	0	0	4	1	15	0	0
Grand County Sheriff	0	0	5	1	37	0	1
Moab PD	1	0	9	3	57	1	1
Grand County Total	1	0	14	4	94	1	2
Iron County Sheriff	0	0	27	1	30	0	2
Cedar City PD	0	0	45	8	173	0	1
Parowan PD	0	0	5	0	5	0	0
Southern Utah University PD	0	0	2	0	21	0	0
Brian Head Marshal	0	0	0	0	1	0	0
Iron County Task Force	0	0	0	0	0	0	0
Enoch PD	1	0	1	1	17	0	0
Iron County Total	1	0	80	10	247	0	3

NIBRS Crimes Against Property - Table One							
Agency	Arson	Bribery	Burglary/Breaking & Entering	Counterfeiting/Forgery	Destruction/Damage/Vandalism of Property	Embezzlement	Extortion/Blackmail
Juab County Sheriff	0	0	2	0	20	0	7
Nephi PD	0	0	9	3	31	0	0
Juab County Total	0	0	11	3	51	0	7
Kane County Sheriff	0	0	5	0	8	0	0
Kanab PD	0	0	7	0	2	0	0
Big Water Town Marshal	0	0	0	0	0	0	0
Kane County Total	0	0	12	0	10	0	0
Millard County Sheriff	3	0	27	3	28	0	2
Millard County Total	3	0	27	3	28	0	2
Morgan County Sheriff	No Data Reported						
Morgan County Total	No Data Reported						
Piute County Sheriff	0	0	0	0	1	0	0
Piute County Total	0	0	0	0	1	0	0
Rich County Sheriff	0	0	0	0	1	0	0
Rich County Total	0	0	0	0	1	0	0
Salt Lake County Sheriff	7	0	167	32	723	0	9
Murray PD	13	0	146	38	542	0	7
Salt Lake City PD	46	1	1162	220	3278	19	62
South Salt Lake PD	1	0	157	19	444	0	12

NIBRS Crimes Against Property - Table One							
Agency	Arson	Bribery	Burglary/Breaking & Entering	Counterfeiting/Forgery	Destruction/Damage/Vandalism of Property	Embezzlement	Extortion/Blackmail
Sandy PD	6	0	213	79	475	4	27
West Jordan PD	8	1	157	69	905	1	12
University of Utah PD	0	0	15	7	162	1	5
Draper PD	4	0	64	27	283	2	8
Riverton PD	0	0	27	12	137	0	5
South Jordan PD	1	0	56	20	273	0	14
Bluffdale PD	0	0	17	4	75	0	3
Alta Marshal	0	0	0	0	1	0	0
West Valley PD	6	0	263	68	1225	3	17
Granite School District PD	11	0	11	1	76	1	0
Taylorsville PD	3	0	91	27	323	0	5
Cottonwood Heights PD	1	0	41	10	151	0	3
Herriman PD	3	0	50	12	269	1	21
Unified Police Dept.	14	1	305	51	931	3	22
Salt Lake County Total	124	3	2942	696	10273	35	232
San Juan County Sheriff	0	1	2	0	3	0	0
Blanding PD	0	0	3	0	3	0	0
San Juan County Total	0	1	5	0	6	0	0
Sanpete County Sheriff	1	0	5	0	32	0	0
Ephraim PD	0	0	5	0	9	0	2
Fairview PD	0	0	1	0	1	0	0
Mt. Pleasant PD	0	0	3	2	11	0	0
Spring City PD	0	0	0	0	1	0	0
Snow College PD	0	0	0	0	4	0	1

NIBRS Crimes Against Property - Table One							
Agency	Arson	Bribery	Burglary/Breaking & Entering	Counterfeiting/Forgery	Destruction/Damage/Vandalism of Property	Embezzlement	Extortion/Blackmail
Gunnison Valley PD	0	0	0	1	4	0	0
Sanpete County Total	1	0	14	3	62	0	3
Sevier County Sheriff	1	0	7	0	17	0	0
Richfield PD	0	0	12	4	46	0	0
Aurora PD	No Data Reported						
Salina PD	1	0	0	0	2	0	0
Sevier County Total	2	0	19	4	65	0	0
Summit County Sheriff	3	0	14	8	48	0	0
Kamas PD	No Data Reported						
Park City PD	0	0	6	0	56	0	0
Summit County Total	3	0	20	8	104	0	0
Tooele County Sheriff	12	0	20	8	133	0	2
Tooele PD	2	0	52	10	307	10	3
Grantsville PD	1	0	11	11	90	1	4
Wendover PD	No Data Reported						
Tooele County Total	15	0	83	29	530	11	9
Uintah County Sheriff	1	0	12	5	76	0	1
Vernal PD	3	0	21	11	129	0	2
Naples PD	0	0	5	0	15	0	1
Uintah County Total	4	0	38	16	220	0	4
Utah County Sheriff	0	0	22	5	182	0	7

NIBRS Crimes Against Property - Table One							
Agency	Arson	Bribery	Burglary/Breaking & Entering	Counterfeiting/Forgery	Destruction/Damage/Vandalism of Property	Embezzlement	Extortion/Blackmail
American Fork PD	1	0	53	8	168	0	8
Lehi PD	4	0	49	11	269	1	38
Orem DPS	0	0	99	68	553	0	55
Payson PD	1	0	14	2	106	0	4
Pleasant Grove PD	1	0	44	22	184	0	13
Provo PD	10	0	78	47	636	0	11
Spanish Fork PD	2	0	25	7	188	0	5
Springville PD	1	0	21	7	125	0	12
Lone Peak PD	0	0	11	3	62	0	4
Salem PD	0	0	1	0	27	0	0
Santaquin PD	0	0	8	3	67	0	1
Brigham Young University PD	0	0	7	0	17	0	1
Lindon PD	0	0	14	5	54	0	1
Mapleton PD	2	0	5	0	30	0	1
Utah Valley University PD	0	0	1	1	26	0	0
Utah County Major Crimes Task Force	0	0	0	0	0	0	0
Utah County Atty - Investigations Division	0	0	0	2	0	0	0
Saratoga Springs PD	0	0	19	11	181	3	19
Utah County Total	22	0	471	202	2875	4	180
Wasatch County Sheriff	0	0	7	1	69	0	0
Heber City PD	2	0	21	13	157	0	0
Wasatch County Total	2	0	28	14	226	0	0
Washington County Sheriff	1	0	13	2	61	1	4
St. George PD	2	0	115	62	949	3	32

NIBRS Crimes Against Property - Table One							
Agency	Arson	Bribery	Burglary/Breaking & Entering	Counterfeiting/Forgery	Destruction/Damage/Vandalism of Property	Embezzlement	Extortion/Blackmail
Hurricane PD	0	0	35	6	151	0	0
La Verkin PD	0	0	5	3	23	0	0
Springdale PD	0	0	0	4	8	0	0
Washington City PD	0	0	34	16	166	0	1
Hildale PD	0	0	3	2	9	0	0
Utah Tech University PD	0	0	2	0	18	0	0
Santa Clara-Ivins Public Safety	0	0	17	3	54	0	0
Washington County Total	3	0	224	98	1439	4	37
Wayne County Sheriff	No Data Reported						
Wayne County Total	No Data Reported						
Weber County Sheriff	1	0	97	16	225	3	6
Ogden PD	10	1	214	63	934	2	15
Roy PD	2	0	43	12	229	0	3
South Ogden PD	2	0	18	14	110	1	4
North Ogden PD	1	1	31	2	100	0	4
Riverdale PD	1	1	11	4	83	0	3
Weber State University PD	0	0	2	0	14	0	0
Harrisville PD	0	0	12	7	55	0	1
Pleasant View PD	0	0	8	1	38	0	0
Weber Morgan Narcotics Strike Force	0	0	0	1	1	0	0
Weber County Total	17	3	436	120	1789	6	36
Utah Transit Authority PD	6	0	5	1	418	0	0
Dept of Natural Resources- Outdoor Rec	0	0	0	0	2	0	0

NIBRS Crimes Against Property - Table One							
Agency	Arson	Bribery	Burglary/Breaking & Entering	Counterfeiting/Forgery	Destruction/Damage/Vandalism of Property	Embezzlement	Extortion/Blackmail
Utah Division of Wildlife Resources	0	0	0	0	19	0	0
Utah State Parks and Recreation	5	0	1	0	8	0	0
Utah Highway Patrol	0	0	4	79	85	1	2
Utah Motor Vehicle Enforcement Division	0	0	0	3	0	0	0
State Agency Total	11	0	10	83	532	1	2
Total	243	9	5045	1469	20800	72	639

NIBRS Crimes Against Property - Table Two								
Agency	False Pretenses/Swindle/Confidence Game	Credit Card/Automatic Teller Machine Fraud	Impersonation	Welfare Fraud	Wire Fraud	Identity Theft	Hacking/Computer Invasion	Fraud Offenses Total
Beaver County Sheriff	19	1	0	0	0	1	0	21
Beaver County Total	19	1	0	0	0	1	0	21
Box Elder County Sheriff	53	2	1	0	0	2	1	59
Brigham City PD	21	14	3	0	5	3	4	50
Mantua PD	0	0	0	0	0	0	0	0
Willard PD	6	0	0	0	0	0	1	7
Perry PD	23	3	1	0	1	1	0	29
Tremonton Garland PD	16	0	3	0	7	3	0	29
Box Elder County Total	119	19	8	0	13	9	6	174
Cache County Sheriff	48	10	0	0	29	25	0	112
Logan PD	183	0	0	0	5	23	1	212
North Park PD	29	0	0	0	0	1	1	31
Smithfield PD	8	0	0	0	0	2	0	10
Utah State University PD	10	0	0	0	0	0	0	10
Cache-Rich Drug Task Force	1	0	0	0	0	0	0	1
Cache County Total	279	10	0	0	34	51	2	376
Carbon County Sheriff	5	2	1	0	1	0	0	9
Price PD	5	2	0	0	0	0	0	7
Helper PD	3	2	0	0	1	0	0	6
Wellington PD	3	0	0	0	0	1	0	4
East Carbon PD	0	1	0	0	0	0	0	1
Utah State University- Eastern	0	0	0	0	0	0	0	0
Carbon County Total	16	7	1	0	2	1	0	27

NIBRS Crimes Against Property - Table Two								
Agency	False Pretenses/Swindle/Confidence Game	Credit Card/Automatic Teller Machine Fraud	Impersonation	Welfare Fraud	Wire Fraud	Identity Theft	Hacking/Computer Invasion	Fraud Offenses Total
Daggett County Sheriff	No Data Reported							
Daggett County Total	No Data Reported							
Davis County Sheriff	50	11	14	0	6	8	0	89
Bountiful PD	No Data Reported							
Clearfield PD	19	21	7	0	95	7	0	149
Layton PD	155	83	25	0	43	39	3	348
Centerville PD	35	30	3	0	5	11	2	86
Farmington PD	55	25	9	0	6	6	1	102
Kaysville PD	44	16	3	0	15	8	1	87
North Salt Lake PD	35	22	3	0	14	7	0	81
Sunset PD	0	0	12	0	0	0	0	12
West Bountiful PD	13	11	0	0	3	4	1	32
Woods Cross PD	20	11	3	0	4	5	0	43
Clinton PD	74	1	0	0	0	1	0	76
Syracuse PD	37	16	14	0	26	9	1	103
Davis County Task Force	0	0	0	0	0	0	0	0
Davis County Total	537	247	93	0	217	105	9	1208
Duchesne County Sheriff	27	4	1	0	0	3	0	35
Roosevelt PD	45	4	0	0	1	1	0	51
Duchesne County Total	72	8	1	0	1	4	0	86
Emery County Sheriff	17	2	0	0	0	0	0	19
Emery County Total	17	2	0	0	0	0	0	19
Garfield County Sheriff	5	2	2	0	0	1	0	10

NIBRS Crimes Against Property - Table Two								
Agency	False Pretenses/Swindle/Confidence Game	Credit Card/Automatic Teller Machine Fraud	Impersonation	Welfare Fraud	Wire Fraud	Identity Theft	Hacking/Computer Invasion	Fraud Offenses Total
Garfield County Total	5	2	2	0	0	1	0	10
Grand County Sheriff	2	0	0	0	0	0	0	2
Moab PD	14	0	0	0	0	0	0	14
Grand County Total	16	0	0	0	0	0	0	16
Iron County Sheriff	41	5	0	0	1	6	1	54
Cedar City PD	112	6	0	0	1	17	1	137
Parowan PD	5	1	0	0	0	0	0	6
Southern Utah University PD	5	1	0	0	0	2	0	8
Brian Head Marshal	0	0	0	0	0	0	0	0
Iron County Task Force	0	0	0	0	0	0	0	0
Enoch PD	15	0	0	0	0	0	0	15
Iron County Total	178	13	0	0	2	25	2	220
Juab County Sheriff	10	1	0	0	0	0	0	11
Nephi PD	21	0	0	0	0	0	0	21
Juab County Total	31	1	0	0	0	0	0	32
Kane County Sheriff	3	2	1	0	0	0	0	6
Kanab PD	3	0	0	0	0	0	0	3
Big Water Town Marshal	0	0	0	0	0	0	0	0
Kane County Total	6	2	1	0	0	0	0	9
Millard County Sheriff	0	58	1	0	1	2	0	62
Millard County Total	0	58	1	0	1	2	0	62

NIBRS Crimes Against Property - Table Two								
Agency	False Pretenses/Swindle/Confidence Game	Credit Card/Automatic Teller Machine Fraud	Impersonation	Welfare Fraud	Wire Fraud	Identity Theft	Hacking/Computer Invasion	Fraud Offenses Total
Morgan County Sheriff	No Data Reported							
Morgan County Total	No Data Reported							
Piute County Sheriff	1	0	0	0	0	0	0	1
Piute County Total	1	0	0	0	0	0	0	1
Rich County Sheriff	1	0	0	0	0	0	0	1
Rich County Total	1	0	0	0	0	0	0	1
Salt Lake County Sheriff	250	103	68	0	35	0	0	456
Murray PD	289	148	33	0	56	0	0	526
Salt Lake City PD	484	992	86	1	183	279	26	2051
South Salt Lake PD	48	84	44	2	40	23	0	241
Sandy PD	190	242	61	0	68	0	0	561
West Jordan PD	201	117	2	0	93	79	0	492
University of Utah PD	15	0	0	0	0	0	1	16
Draper PD	75	69	12	0	10	42	0	208
Riverton PD	91	45	15	0	16	0	0	167
South Jordan PD	205	68	42	0	57	0	0	372
Bluffdale PD	43	5	0	0	0	4	0	52
Alta Marshal	0	0	1	0	0	1	0	2
West Valley PD	374	253	11		78	0	0	716
Granite School District PD	0	1	0	0	0	0	0	1
Taylorsville PD	140	69	12	0	54	0	0	275
Cottonwood Heights PD	64	48	11	0	24	0	0	147
Herriman PD	66	46	13	0	25	36	0	186
Unified Police Dept.	418	221	71	5	86	0	0	801

NIBRS Crimes Against Property - Table Two								
Agency	False Pretenses/Swindle/Confidence Game	Credit Card/Automatic Teller Machine Fraud	Impersonation	Welfare Fraud	Wire Fraud	Identity Theft	Hacking/Computer Invasion	Fraud Offenses Total
Salt Lake County Total	2953	2511	482	8	825	464	27	7270
San Juan County Sheriff	0	0	0	0	0	0	0	0
Blanding PD	1	0	0	0	0	0	0	1
San Juan County Total	1	0	0	0	0	0	0	1
Sanpete County Sheriff	10	3	1	0	7	3	0	24
Ephraim PD	5	0	2	0	1	3	0	11
Fairview PD	0	0	0	0	1	2	0	3
Mt. Pleasant PD	6	0	0	0	1	1	0	8
Spring City PD	0	1	0	0	0	1	0	2
Snow College PD	0	0	0	0	1	0	0	1
Gunnison Valley PD	4	1	0	0	0	0	0	5
Sanpete County Total	25	5	3	0	11	10	0	54
Sevier County Sheriff	23	1	0	0	0	0	0	24
Richfield PD	42	2	1	0	0	0	0	45
Aurora PD	No Data Reported							
Salina PD	3	0	0	0	0	0	0	3
Sevier County Total	68	3	1	0	0	0	0	72
Summit County Sheriff	109	1	8	0	0	0	0	118
Kamas PD	No Data Reported							
Park City PD	44	3	6	0	4	0	0	57
Summit County Total	153	4	14	0	4	0	0	175
Tooele County Sheriff	47	17	0	0	6	14	0	84

NIBRS Crimes Against Property - Table Two								
Agency	False Pretenses/Swindle/Confidence Game	Credit Card/Automatic Teller Machine Fraud	Impersonation	Welfare Fraud	Wire Fraud	Identity Theft	Hacking/Computer Invasion	Fraud Offenses Total
Tooele PD	65	35	0	0	33	9	1	143
Grantsville PD	52	15	0	0	4	3	0	74
Wendover PD	No Data Reported							
Tooele County Total	164	67	0	0	43	26	1	301
Uintah County Sheriff	21	5	1	0	1	6	0	34
Vernal PD	37	19	0	0	0	3	0	59
Naples PD	14	0	0	0	0	0	0	14
Uintah County Total	72	24	1	0	1	9	0	107
Utah County Sheriff	103	12	0	0	0	3	0	118
American Fork PD	134	1	1	0	0	6	0	142
Lehi PD	190	24	0	0	0	14	0	228
Orem DPS	250	27	3	0	0	36	0	316
Payson PD	47	4	0	0	0	1	0	52
Pleasant Grove PD	93	31	4	0	5	22	0	155
Provo PD	199	22	2	0	0	38	0	261
Spanish Fork PD	125	6	1	0	0	8	0	140
Springville PD	107	8	0	0	0	1	0	116
Lone Peak PD	37	2	0	0	0	0	0	39
Salem PD	16	2	1	0	0	0	0	19
Santaquin PD	50	3	0	0	0	1	0	54
Brigham Young University PD	3	2	0	0	0	2	0	7
Lindon PD	25	0	1	0	0	0	0	26
Mapleton PD	24	1	0	0	0	0	0	25
Utah Valley University PD	0	0	0	0	0	0	0	0
Utah County Major Crimes Task Force	0	0	0	0	0	0	0	0

NIBRS Crimes Against Property - Table Two								
Agency	False Pretenses/Swindle/Confidence Game	Credit Card/Automatic Teller Machine Fraud	Impersonation	Welfare Fraud	Wire Fraud	Identity Theft	Hacking/Computer Invasion	Fraud Offenses Total
Utah County Atty - Investigations Division	6	0	0	0	0	0	0	6
Saratoga Springs PD	58	17	1	0	0	17	0	93
Utah County Total	1467	162	14	0	5	149	0	1797
Wasatch County Sheriff	55	1	17	0	0	0	0	73
Heber City PD	64	5	7	0	0	0	0	76
Wasatch County Total	119	6	24	0	0	0	0	149
Washington County Sheriff	13	11	5	0	1	0	0	30
St. George PD	133	82	67	1	13	0	0	296
Hurricane PD	39	26	13	0	11	0	0	89
La Verkin PD	8	6	1	0	0	0	0	15
Springdale PD	3	1	1	0	0	0	0	5
Washington City PD	46	31	33	0	8	0	0	118
Hildale PD	0	0	0	0	1	0	0	1
Utah Tech University PD	3	0	0	0	0	0	0	3
Santa Clara-Ivins Public Safety	27	11	5	0	2	0	0	45
Washington County Total	272	168	125	1	36	0	0	602
Wayne County Sheriff	No Data Reported							
Wayne County Total	No Data Reported							
Weber County Sheriff	59	22	11	0	14	22	0	128
Ogden PD	132	132	13	1	38	64	0	380
Roy PD	57	30	8	2	12	32	0	141
South Ogden PD	32	16	11	1	13	18	0	91
North Ogden PD	34	13	4	2	2	18	0	73

NIBRS Crimes Against Property - Table Two								
Agency	False Pretenses/Swindle/Confidence Game	Credit Card/Automatic Teller Machine Fraud	Impersonation	Welfare Fraud	Wire Fraud	Identity Theft	Hacking/Computer Invasion	Fraud Offenses Total
Riverdale PD	14	43	3	0	5	9	0	74
Weber State University PD	1	0	0	0	0	0	0	1
Harrisville PD	6	10	2	0	4	4	0	26
Pleasant View PD	6	7	1	0	1	0	0	15
Weber Morgan Narcotics Strike Force	2	1	0	0	0	0	0	3
Weber County Total	343	274	53	6	89	167	0	932
Utah Transit Authority PD	16	21	1	0	0	5	0	43
Dept of Natural Resources- Outdoor Rec	1	0	0	0	0	0	0	1
Utah Division of Wildlife Resources	1	0	0	0	0	0	0	1
Utah State Parks and Recreation	2	0	0	0	0	0	0	2
Utah Highway Patrol	18	16	47	0	0	0	0	81
Utah Motor Vehicle Enforcement Division	31	0	0	0	15	0	1	47
State Agency Total	69	37	48	0	15	5	1	175
Total	7003	3631	872	15	1299	1029	48	13897

NIBRS Crimes Against Property - Table Three

Agency	Pocket-picking	Purse-snatching	Shoplifting	Theft From Building	Theft From Coin-Operated Machine or Device	Theft From Motor Vehicle	Theft of Motor Vehicle Parts or Accessories	All Other Larceny	Larceny/Theft Offenses Total	Motor Vehicle Theft	Robbery	Stolen Property Offenses
Beaver County Sheriff	0	0	4	1	0	2	0	27	34	12	0	0
Beaver County Total	0	0	4	1	0	2	0	27	34	12	0	0
Box Elder County Sheriff	0	0	1	0	0	4	0	71	76	6	0	0
Brigham City PD	0	0	8	0	0	12	0	66	86	7	1	0
Mantua PD	0	0	0	0	0	1	0	1	2	0	0	0
Willard PD	0	0	1	0	0	2	1	11	15	0	1	0
Perry PD	0	0	35	0	0	6	0	26	67	0	1	0
Tremonton Garland PD	0	0	8	0	0	6	0	53	67	7		0
Box Elder County Total	0	0	53	0	0	31	1	228	313	20	3	0
Cache County Sheriff	0	0	19	11	0	23	1	88	142	12	1	0
Logan PD	0	5	165	0	0	75	8	318	571	45	4	1
North Park PD	0	0	20	0	0	15	0	54	89	7	0	0
Smithfield PD	0	0	2	0	0	4	0	14	20	2	0	0
Utah State University PD	0	0	0	6	0	4	0	28	38	0	0	0
Cache-Rich Drug Task Force	0	0	1	0	0	0	0	1	2	0	0	0
Cache County Total	0	5	207	17	0	121	9	503	862	66	5	1
Carbon County Sheriff	0	0	1	0	0	1	0	22	24	5	0	0
Price PD	0	0	40	0	1	2	0	39	82	8	0	0
Helper PD	0	0	3	1	0	0	0	12	16	1	0	0
Wellington PD	0	0	0	0	0	3	0	4	7	0	0	0
East Carbon PD	0	0	1	2	0	2	0	10	15	2	0	0
Utah State University- Eastern	0	0	0	0	0	0	0		0	0	0	0
Carbon County Total	0	0	45	3	1	8	0	87	144	16	0	0

NIBRS Crimes Against Property - Table Three

Agency	Pocket-picking	Purse-snatching	Shoplifting	Theft From Building	Theft From Coin-Operated Machine or Device	Theft From Motor Vehicle	Theft of Motor Vehicle Parts or Accessories	All Other Larceny	Larceny/Theft Offenses Total	Motor Vehicle Theft	Robbery	Stolen Property Offenses
Daggett County Sheriff	No Data Reported											
Daggett County Total	No Data Reported											
Davis County Sheriff	1	0	14	8	0	13	0	40	76	22	1	3
Bountiful PD	No Data Reported											
Clearfield PD	0	0	53	106	0	94	16	63	332	27	8	5
Layton PD	3	0	433	79	1	183	41	259	999	56	6	21
Centerville PD	1	0	132	4	0	22	3	56	218	14	1	6
Farmington PD	19	0	108	10	0	32	1	89	259	11	3	4
Kaysville PD	0	0	40	3	0	43	4	64	154	10	1	5
North Salt Lake PD	0	0	32	8	1	53	10	71	175	29	1	4
Sunset PD	1	0	8	4	0	0	1	22	36	6	0	0
West Bountiful PD	5	1	23	4	0	12	4	25	74	3	2	4
Woods Cross PD	1	0	18	3	0	22	7	54	105	20	1	1
Clinton PD	0	0	88	0	0	3	0	54	145	9	1	1
Syracuse PD	0	0	58	6	0	53	4	53	174	15	0	6
Davis County Task Force	0	0	0	0	0	0	0	0	0	0	0	0
Davis County Total	31	1	1007	235	2	530	91	850	2747	222	25	60
Duchesne County Sheriff	0	0	21	1	0	8	0	73	103	26	2	2
Roosevelt PD	0	0	27	0	0	10	0	57	94	12	1	2
Duchesne County Total	0	0	48	1	0	18	0	130	197	38	3	4
Emery County Sheriff	0	1	3	0	0	1	0	60	65	8		3
Emery County Total	0	1	3	0	0	1	0	60	65	8		3

NIBRS Crimes Against Property - Table Three

Agency	Pocket-picking	Purse-snatching	Shoplifting	Theft From Building	Theft From Coin-Operated Machine or Device	Theft From Motor Vehicle	Theft of Motor Vehicle Parts or Accessories	All Other Larceny	Larceny/Theft Offenses Total	Motor Vehicle Theft	Robbery	Stolen Property Offenses
Garfield County Sheriff	0	0	5	2	0	1	0	32	40	1	0	3
Garfield County Total	0	0	5	2	0	1	0	32	40	1	0	3
Grand County Sheriff	0	0	1	0	0	1	0	17	19	4	0	0
Moab PD	0	0	8	0	0	2	0	39	49	4	0	1
Grand County Total	0	0	9	0	0	3	0	56	68	8	0	1
Iron County Sheriff	0	0	0	1	0	9	2	34	46	10	1	3
Cedar City PD	0	1	159	0	0	29	8	158	355	33	2	6
Parowan PD	0	0	0	0	0	1	0	9	10	0	0	0
Southern Utah University PD	0	0	0	0	0	3	0	10	13	0	0	0
Brian Head Marshal	0	0	0	0	0	0	0	9	9	1	0	0
Iron County Task Force	0	0	0	0	0	0	0	0	0	0	0	0
Enoch PD	0	0	0	0	0	1	0	9	10	2	0	0
Iron County Total	0	1	159	1	0	43	10	229	443	46	3	9
Juab County Sheriff	0	0	2	0	0	1	0	9	12	3	0	4
Nephi PD	0	0	11	2	0	3	0	30	46	3	1	2
Juab County Total	0	0	13	2	0	4	0	39	58	6	1	6
Kane County Sheriff	0	0	0	0	0	2	0	15	17	2	0	0
Kanab PD	0	0	2	0	0	0	0	28	30	3	0	1
Big Water Town Marshal	0	0	0	0	0	0	0	1	1	0	0	0
Kane County Total	0	0	2	0	0	2	0	44	48	5	0	1

NIBRS Crimes Against Property - Table Three

Agency	Pocket-picking	Purse-snatching	Shoplifting	Theft From Building	Theft From Coin-Operated Machine or Device	Theft From Motor Vehicle	Theft of Motor Vehicle Parts or Accessories	All Other Larceny	Larceny/Theft Offenses Total	Motor Vehicle Theft	Robbery	Stolen Property Offenses
Millard County Sheriff	0	0	25	3	0	29	2	59	118	15	0	1
Millard County Total	0	0	25	3	0	29	2	59	118	15	0	1
Morgan County Sheriff	No Data Reported											
Morgan County Total	No Data Reported											
Piute County Sheriff	0	0	0	0	0	0	0	3	3	0	0	0
Piute County Total	0	0	0	0	0	0	0	3	3	0	0	0
Rich County Sheriff	0	0	0	0	0	0	0	5	5	1	0	0
Rich County Total	0	0	0	0	0	0	0	5	5	1	0	0
Salt Lake County Sheriff	7	4	216	98	0	353	48	369	1095	165	22	36
Murray PD	1	3	330	13	1	347	54	534	1283	217	42	34
Salt Lake City PD	65	156	2527	1298	1	2204	461	2500	9212	982	391	423
South Salt Lake PD	0	10	533	21	0	209	16	459	1248	155	39	7
Sandy PD	1	1	543	106	1	335	53	276	1316	148	20	52
West Jordan PD	0	2	483	22	0	233	27	515	1282	152	27	29
University of Utah PD	0	1	16	11	0	17	2	174	221	6	1	1
Draper PD	0	0	77	10	2	155	18	198	460	40	9	11
Riverton PD	1	9	187	12	0	56	2	96	363	25	2	5
South Jordan PD	0	2	203	35	0	127	8	281	656	49	12	42
Bluffdale PD	0	0	5	2	0	27	4	37	75	19	0	8
Alta Marshal	0	0	0	0	0	0	0	24	24	0	0	0
West Valley PD	0	0	632	5	0	322	142	856	1957	314	89	82
Granite School District PD	0	0	0	0	0	2	0	63	65	2	1	1

NIBRS Crimes Against Property - Table Three

Agency	Pocket-picking	Purse-snatching	Shoplifting	Theft From Building	Theft From Coin-Operated Machine or Device	Theft From Motor Vehicle	Theft of Motor Vehicle Parts or Accessories	All Other Larceny	Larceny/Theft Offenses Total	Motor Vehicle Theft	Robbery	Stolen Property Offenses
Taylorsville PD	6	4	424	49	0	163	19	199	864	107	21	24
Cottonwood Heights PD	1	11	184	15	0	102	4	125	442	40	9	20
Herriman PD	0	0	60	51	0	94	15	64	284	37	1	5
Unified Police Dept.	3	10	339	162	0	531	113	629	1787	322	59	47
Salt Lake County Total	85	213	6759	1910	5	5277	986	7399	22634	2780	745	827
San Juan County Sheriff	0	0	1	5	0	0	0	2	8	0	0	0
Blanding PD	0	0	4	4	0	3	0	2	13	1	0	0
San Juan County Total	0	0	5	9	0	3	0	4	21	1	0	0
Sanpete County Sheriff	0	0	3	7	0	3	0	30	43	10	0	4
Ephraim PD	0	0	9	1	0	1	0	20	31	1	0	0
Fairview PD	0	0	0	0	0	0	0	0	0	0	0	0
Mt. Pleasant PD	0	0	1	1	0	0	0	9	11	2	1	0
Spring City PD	0	0	0	1	0	0	0	0	1	0	0	0
Snow College PD	0	0	0	1	0	0	0	11	12	0	0	0
Gunnison Valley PD	0	0	1	2	0	1	0	5	9	0	0	0
Sanpete County Total	0	0	14	13	0	5	0	75	107	13	1	4
Sevier County Sheriff	0	0	0	0	0	0	1	21	22	5	0	0
Richfield PD	0	0	32	0	0	4	0	108	144	3	0	0
Aurora PD	No Data Reported											
Salina PD	0	0	1	0	0	0	0	15	16	0	0	0
Sevier County Total	0	0	33	0	0	4	1	144	182	8	0	0
Summit County Sheriff	0	0	0	0	0	52	0	193	245	22	0	2

NIBRS Crimes Against Property - Table Three

Agency	Pocket-picking	Purse-snatching	Shoplifting	Theft From Building	Theft From Coin-Operated Machine or Device	Theft From Motor Vehicle	Theft of Motor Vehicle Parts or Accessories	All Other Larceny	Larceny/Theft Offenses Total	Motor Vehicle Theft	Robbery	Stolen Property Offenses
Kamas PD	No Data Reported											
Park City PD	0	0	15	0	0	18	0	119	152	5	0	1
Summit County Total	0	0	15	0	0	70	0	312	397	27	0	3
Tooele County Sheriff	0	0	28	25	0	54	9	81	197	15	2	27
Tooele PD	0	0	233	4	0	56	4	189	486	30	5	53
Grantsville PD	0	0	17	1	0	23	1	37	79	4	6	24
Wendover PD	No Data Reported											
Tooele County Total	0	0	278	30	0	133	14	307	762	49	13	104
Uintah County Sheriff	0	0	7	1	0	8	1	51	68	17	1	5
Vernal PD	0	0	183	2	0	19	0	103	307	18	3	0
Naples PD	0	0	1	0	0	8	0	11	20	3	0	0
Uintah County Total	0	0	191	3	0	35	1	165	395	38	4	5
Utah County Sheriff	0	0	21	3	0	50	3	91	168	22	2	11
American Fork PD	0	7	319	5	0	69	8	248	656	41	6	17
Lehi PD	0	1	64	2	0	110	6	242	425	53	4	8
Orem DPS	1	0	486	118	0	169	41	302	1117	88	25	54
Payson PD	2	2	29	0	0	15	3	102	153	10	0	3
Pleasant Grove PD	3	0	33	17	0	45	11	97	206	22	3	15
Provo PD	0	0	247	148	0	333	31	527	1286	80	20	92
Spanish Fork PD	0	1	80	0	0	43	8	159	291	15	0	5
Springville PD	0	1	117	3	0	30	4	102	257	24	7	1
Lone Peak PD	0	0	1	0	0	14	0	20	35	7	0	4
Salem PD	0	0	7	0	0	3	0	24	34	1	0	3

NIBRS Crimes Against Property - Table Three

Agency	Pocket-picking	Purse-snatching	Shoplifting	Theft From Building	Theft From Coin-Operated Machine or Device	Theft From Motor Vehicle	Theft of Motor Vehicle Parts or Accessories	All Other Larceny	Larceny/Theft Offenses Total	Motor Vehicle Theft	Robbery	Stolen Property Offenses
Santaquin PD	0	0	23	0	0	20	0	20	63	7	1	3
Brigham Young University PD	1	0	4	4	0	7	0	64	80	0	0	1
Lindon PD	1	1	104	2	0	9	9	81	207	10	4	4
Mapleton PD	0	0	5	2	0	5	0	33	45	2	0	0
Utah Valley University PD	0	0	0	0	0	2	0	9	11	0	1	0
Utah County Major Crimes Task Force	0	0	0	0	0	1	0	0	1	1	0	1
Utah County Atty - Investigations Division	0	0	0	0	0	0	0	0	0	0	0	0
Saratoga Springs PD	1	0	170	20	0	28	7	94	320	12	0	5
Utah County Total	9	13	1710	324	0	953	131	2215	5355	395	73	227
Wasatch County Sheriff	1	1	2	11	0	20	0	41	76	10	1	1
Heber City PD	0	4	59	6	0	16	5	58	148	10	0	0
Wasatch County Total	1	5	61	17	0	36	5	99	224	20	1	1
Washington County Sheriff	0	0	5	0	0	12	0	40	57	14	2	14
St. George PD	0	6	295	4	0	94	4	498	901	56	24	70
Hurricane PD	0	3	88	3	0	13	3	88	198	12	2	11
La Verkin PD	0	0	74	1	0	2	0	16	93	1	0	2
Springdale PD	0	0	1	0	0	1	0	6	8	0	0	0
Washington City PD	0	1	142	12	0	24	3	84	266	15	2	8
Hildale PD	0	1	0	1	0	0	0	7	9	0	0	1
Utah Tech University PD	0	0	0	0	0	1	0	10	11	0	0	0
Santa Clara-Ivins Public Safety	0	0	4	1	0	6	0	22	33	6	0	1
Washington County Total	0	11	609	22	0	153	10	771	1576	104	30	107
Wayne County Sheriff	No Data Reported											

NIBRS Crimes Against Property - Table Three

Agency	Pocket-picking	Purse-snatching	Shoplifting	Theft From Building	Theft From Coin-Operated Machine or Device	Theft From Motor Vehicle	Theft of Motor Vehicle Parts or Accessories	All Other Larceny	Larceny/Theft Offenses Total	Motor Vehicle Theft	Robbery	Stolen Property Offenses
Wayne County Total	No Data Reported											
Weber County Sheriff	1	1	62	48	0	101	11	185	409	55	7	13
Ogden PD	6	16	390	182	1	193	28	522	1338	179	47	36
Roy PD	1	5	79	45	0	38	3	91	262	21	3	3
South Ogden PD	0	5	49	24	0	16	5	41	140	7	4	3
North Ogden PD	0	0	11	4	0	10	0	50	75	8	2	3
Riverdale PD	3	5	312	12	0	14	4	41	391	10	3	4
Weber State University PD	0	0	3	5	0	0	2	13	23	0	1	0
Harrisville PD	0	1	97	7	0	17	1	23	146	5	1	0
Pleasant View PD	0	0	0	6	0	10	0	10	26	3	1	2
Weber Morgan Narcotics Strike Force	0	0	0	0	0	0	0	4	4	1	0	2
Weber County Total	11	33	1003	333	1	399	54	980	2814	289	69	66
Utah Transit Authority PD	3	6	1	0	0	43	6	1942	2001	18	23	5
Dept of Natural Resources - Outdoor Rec	0	0	0	0	0	0	0	0	0	0	0	0
Utah Division of Wildlife Resources	0	0	0	0	0	0	0	12	12	2	0	4
Utah State Parks and Recreation	0	0	0	0	0	1	0	23	24	2	0	3
Utah Highway Patrol	0	0	10	3	0	11	1	31	56	18	0	63
Utah Motor Vehicle Enforcement Division	0	0	0	0	0	0	0	0	0	0	0	1
State Agency Total	3	6	11	3	0	55	7	2008	2093	40	23	76
Total	140	289	12269	2929	9	7916	1322	16831	41705	4228	999	1509

Crimes Against Society

Crimes Against Society are offenses that are classified as those that represent society's prohibition against engaging in certain types of activity. These are not crimes against persons because they do not actually involve an injured party; nor are they against property because property is not the object of the crime. This category includes things such as drug/narcotic offenses, gambling offenses, pornography/obscene material, and prostitution offenses.

Criminal incidents reported by the Utah Division of Wildlife Resources, Dept of Natural Resources- Outdoor Rec, Utah Highway Patrol, Utah State Parks and Recreation, Utah Motor Vehicle Enforcement Division, and the Utah Transit Authority PD may have occurred anywhere in the state where the agencies have jurisdiction.

NIBRS Crimes Against Society - Table One							
Agency	Animal Cruelty	Drug Equipment Violations	Drug/Narcotic Violations	Drug/Narcotic Offenses Total	Gambling Equipment Violations	Operating/Promoting/Assisting	Gambling Offenses Total
Beaver County Sheriff	0	2	25	27	0	0	0
Beaver County Total	0	2	25	27	0	0	0
Box Elder County Sheriff	1	5	29	34	0	0	0
Brigham City PD	1	9	24	33	0	0	0
Mantua PD	0	19	22	41	0	0	0
Willard PD	0	1	18	19	0	0	0
Perry PD	2	5	16	21	0	0	0
Tremonton Garland PD	1	15	34	49	0	0	0
Box Elder County Total	5	54	143	197	0	0	0
Cache County Sheriff	2	160	248	408	0	0	0
Logan PD	9	267	385	652	0	0	0
North Park PD	0	22	41	63	0	0	0
Smithfield PD	0	4	6	10	0	0	0
Utah State University PD	0	7	9	16	0	0	0
Cache-Rich Drug Task Force	0	49	99	148	0	0	0
Cache County Total	11	509	788	1297	0	0	0

NIBRS Crimes Against Society - Table One							
Agency	Animal Cruelty	Drug Equipment Violations	Drug/Narcotic Violations	Drug/Narcotic Offenses Total	Gambling Equipment Violations	Operating/Promoting/Assisting	Gambling Offenses Total
Carbon County Sheriff	0	61	78	139	0	0	0
Price PD	0	23	50	73	0	0	0
Helper PD	0	30	30	60	0	0	0
Wellington PD	0	6	10	16	0	0	0
East Carbon PD	0	0	4	4	0	0	0
Utah State University- Eastern	0	0	0	0	0	0	0
Carbon County Total	0	120	172	292	0	0	0
Daggett County Sheriff	No Data Reported						
Daggett County Total	No Data Reported						
Davis County Sheriff	0	110	125	235	0	0	0
Bountiful PD	No Data Reported						
Clearfield PD	0	108	145	253	0	0	0
Layton PD	2	307	311	618	0	0	0
Centerville PD	2	46	45	91	0	0	0
Farmington PD	1	105	117	222	0	0	0
Kaysville PD	0	97	84	181	0	0	0
North Salt Lake PD	1	44	43	87	0	0	0
Sunset PD	0	18	15	33	0	0	0
West Bountiful PD	0	31	31	62	0	0	0
Woods Cross PD	0	28	25	53	0	0	0
Clinton PD	0	44	40	84	0	0	0
Syracuse PD	2	59	75	134	0	0	0
Davis County Task Force	0	35	120	155	0	0	0
Davis County Total	8	1032	1176	2208	0	0	0
Duchesne County Sheriff	0	99	108	207	0	0	0
Roosevelt PD	0	92	86	178	0	0	0
Duchesne County Total	0	191	194	385	0	0	0

NIBRS Crimes Against Society - Table One							
Agency	Animal Cruelty	Drug Equipment Violations	Drug/Narcotic Violations	Drug/Narcotic Offenses Total	Gambling Equipment Violations	Operating/Promoting/Assisting	Gambling Offenses Total
Emery County Sheriff	0	50	82	132	0	0	0
Emery County Total	0	50	82	132	0	0	0
Garfield County Sheriff	0	2	29	31	0	0	0
Garfield County Total	0	2	29	31	0	0	0
Grand County Sheriff	0	37	46	83	0	0	0
Moab PD	3	31	48	79	0	0	0
Grand County Total	3	68	94	162	0	0	0
Iron County Sheriff	7	85	115	200	0	0	0
Cedar City PD	1	96	168	264	0	0	0
Parowan PD	0	12	13	25	0	0	0
Southern Utah University PD	0	11	19	30	0	0	0
Brian Head Marshal	1	2	6	8	0	0	0
Iron County Task Force	0	0	0	0	0	0	0
Enoch PD	1	2	6	8	0	0	0
Iron County Total	10	208	327	535	0	0	0
Juab County Sheriff	0	34	44	78	0	0	0
Nephi PD	0	34	61	95	0	0	0
Juab County Total	0	68	105	173	0	0	0
Kane County Sheriff	0	60	86	146	0	0	0
Kanab PD	0	11	11	22	0	0	0
Big Water Town Marshal	0	1	1	2	0	0	0
Kane County Total	0	72	98	170	0	0	0
Millard County Sheriff	0	43	65	108	0	0	0

NIBRS Crimes Against Society - Table One							
Agency	Animal Cruelty	Drug Equipment Violations	Drug/Narcotic Violations	Drug/Narcotic Offenses Total	Gambling Equipment Violations	Operating/Promoting/Assisting	Gambling Offenses Total
Millard County Total	0	43	65	108	0	0	0
Morgan County Sheriff	No Data Reported						
Morgan County Total	No Data Reported						
Piute County Sheriff	0	4	4	8	0	0	0
Piute County Total	0	4	4	8	0	0	0
Rich County Sheriff	0	0	0	0	0	0	0
Rich County Total	0	0	0	0	0	0	0
Salt Lake County Sheriff	0	140	255	395	0	0	0
Murray PD	0	158	160	318	0	0	0
Salt Lake City PD	26	3708	2853	6561	2	0	2
South Salt Lake PD	5	1184	332	1516	0	0	0
Sandy PD	0	318	300	618	0	0	0
West Jordan PD	0	428	537	965	0	0	0
University of Utah PD	0	41	31	72	0	0	0
Draper PD	11	110	113	223	0	0	0
Riverton PD	0	21	48	69	0	0	0
South Jordan PD	0	89	142	231	0	0	0
Bluffdale PD	0	40	55	95	0	0	0
Alta Marshal	0	2	1	3	0	0	0
West Valley PD	0	672	635	1307	0	0	0
Granite School District PD	1	13	254	267	0	0	0
Taylorsville PD	0	135	236	371	0	0	0
Cottonwood Heights PD	0	100	158	258	0	0	0
Herriman PD	12	26	53	79	0	0	0
Unified Police Dept.	0	101	226	327	1	0	1
Salt Lake County Total	55	7286	6389	13675	3	0	3

NIBRS Crimes Against Society - Table One							
Agency	Animal Cruelty	Drug Equipment Violations	Drug/Narcotic Violations	Drug/Narcotic Offenses Total	Gambling Equipment Violations	Operating/Promoting/Assisting	Gambling Offenses Total
San Juan County Sheriff	0	75	94	169	0	0	0
Blanding PD	0	36	43	79	0	0	0
San Juan County Total	0	111	137	248	0	0	0
Sanpete County Sheriff	0	9	18	27	0	0	0
Ephraim PD	0	15	15	30	0	0	0
Fairview PD	0	0	1	1	0	0	0
Mt. Pleasant PD	0	11	12	23	0	0	0
Spring City PD	0	0		0	0	0	0
Snow College PD	0	1	2	3	0	0	0
Gunnison Valley PD	0	2	1	3	0	0	0
Sanpete County Total	0	38	49	87	0	0	0
Sevier County Sheriff	0	13	18	31	0	0	0
Richfield PD	0	32	43	75	0	0	0
Aurora PD	No Data Reported						
Salina PD	0	1	2	3	0	0	0
Sevier County Total	0	46	63	109	0	0	0
Summit County Sheriff	0	57	119	176	0	0	0
Kamas PD	No Data Reported						
Park City PD	0	18	37	55	0	0	0
Summit County Total	0	75	156	231	0	0	0
Tooele County Sheriff	10	69	100	169	0	0	0
Tooele PD	18	200	173	373	0	0	0
Grantsville PD	12	139	135	274	0	0	0
Wendover PD	No Data Reported						
Tooele County Total	40	408	408	816	0	0	0

NIBRS Crimes Against Society - Table One							
Agency	Animal Cruelty	Drug Equipment Violations	Drug/Narcotic Violations	Drug/Narcotic Offenses Total	Gambling Equipment Violations	Operating/Promoting/Assisting	Gambling Offenses Total
Uintah County Sheriff	0	82	101	183	0	0	0
Vernal PD	0	112	110	222	0	0	0
Naples PD	0	68	67	135	0	0	0
Uintah County Total	0	262	278	540	0	0	0
Utah County Sheriff	0	690	706	1396	0	0	0
American Fork PD	0	282	357	639	0	0	0
Lehi PD	0	148	207	355	0	0	0
Orem DPS	0	365	398	763	0	0	0
Payson PD	0	114	132	246	0	0	0
Pleasant Grove PD	0	63	92	155	0	0	0
Provo PD	0	620	636	1256	0	0	0
Spanish Fork PD	0	72	120	192	0	0	0
Springville PD	0	111	120	231	0	0	0
Lone Peak PD	0	10	18	28	0	0	0
Salem PD	0	19	23	42	0	0	0
Santaquin PD	0	33	33	66	0	0	0
Brigham Young University PD	0	4	5	9	0	0	0
Lindon PD	0	41	49	90	0	0	0
Mapleton PD	0	13	17	30	0	0	0
Utah Valley University PD	0	8	12	20	0	0	0
Utah County Major Crimes Task Force	0	190	207	397	0	0	0
Utah County Atty - Investigations Division	0	0	0	0	0	0	0
Saratoga Springs PD	0	68	88	156	0	0	0
Utah County Total	0	2851	3220	6071	0	0	0
Wasatch County Sheriff	1	109	125	234	0	0	0
Heber City PD	0	124	135	259	0	0	0
Wasatch County Total	1	233	260	493	0	0	0

NIBRS Crimes Against Society - Table One							
Agency	Animal Cruelty	Drug Equipment Violations	Drug/Narcotic Violations	Drug/Narcotic Offenses Total	Gambling Equipment Violations	Operating/Promoting/Assisting	Gambling Offenses Total
Washington County Sheriff	0	111	171	282	0	0	0
St. George PD	0	700	798	1498	0	0	0
Hurricane PD	0	135	187	322	0	0	0
La Verkin PD	0	1	4	5	0	0	0
Springdale PD	0	12	15	27	0	0	0
Washington City PD	0	105	157	262	0	0	0
Hildale PD	0	10	5	15	0	0	0
Utah Tech University PD	0	2	8	10	0	0	0
Santa Clara-Ivins Public Safety	0	65	71	136	0	0	0
Washington County Total	0	1141	1416	2557	0	0	0
Wayne County Sheriff	No Data Reported						
Wayne County Total	No Data Reported						
Weber County Sheriff	11	207	276	483	0	1	1
Ogden PD	12	972	856	1828	0	0	0
Roy PD	15	88	134	222	0	0	0
South Ogden PD	3	104	105	209	0	0	0
North Ogden PD	2	46	63	109	0	0	0
Riverdale PD	2	54	67	121	0	0	0
Weber State University PD	0	6	10	16	0	0	0
Harrisville PD	2	35	41	76	0	0	0
Pleasant View PD	1	13	25	38	0	0	0
Weber Morgan Narcotics Strike Force	0	387	508	895	0	0	0
Weber County Total	48	1912	2085	3997	0	1	1
Utah Transit Authority PD	0	641	329	970	0	0	0
Dept. of Natural Resources- Outdoor Rec	0	20	28	48	0	0	0
Utah Division of Wildlife Resources	0	13	18	31	0	0	0

NIBRS Crimes Against Society - Table One							
Agency	Animal Cruelty	Drug Equipment Violations	Drug/Narcotic Violations	Drug/Narcotic Offenses Total	Gambling Equipment Violations	Operating/Promoting/Assisting	Gambling Offenses Total
Utah State Parks and Recreation	0	62	71	133	0	0	0
Utah Highway Patrol	0	2976	3359	6335	0	0	0
Utah Division of Motor Vehicle Enforcement	0	0	0	0	0	0	0
State Agency Total	0	3712	3805	7517	0	0	0
Total	181	20498	21568	42066	3	1	4

NIBRS Crimes Against Society - Table Two						
Agency	Pornography/Obscene Material	Prostitution	Assisting or Promoting Prostitution	Purchasing Prostitution	Prostitution Offenses Total	Weapon Law Violations
Beaver County Sheriff	6	0	0	0	0	6
Beaver County Total	6	0	0	0	0	6
Box Elder County Sheriff	1	0	0	0	0	31
Brigham City PD	7	1	0	0	1	3
Mantua PD	0	0	0	0	0	3
Willard PD	0	0	0	0	0	2
Perry PD	0	5	0	0	5	5
Tremonton Garland PD	4	0	0	0	0	7
Box Elder County Total	12	6	0	0	6	51
Cache County Sheriff	17	0	0	0	0	45
Logan PD	30	1	0	0	1	78
North Park PD	1	1	0	0	1	10
Smithfield PD	0	0	0	0	0	8
Utah State University PD	0	0	0	0	0	0
Cache-Rich Drug Task Force	1	0	0	0	0	5
Cache County Total	49	2	0	0	2	146
Carbon County Sheriff	5	0	0	0	0	12
Price PD	4	0	0	0	0	5
Helper PD	2	0	0	0	0	7
Wellington PD	0	0	0	0	0	1
East Carbon PD	0	0	0	0	0	0
Utah State University- Eastern	0	0	0	0	0	0
Carbon County Total	11	0	0	0	0	25
Daggett County Sheriff	No Data Submitted					
Daggett County Total	No Data Submitted					

NIBRS Crimes Against Society - Table Two						
Agency	Pornography/Obscene Material	Prostitution	Assisting or Promoting Prostitution	Purchasing Prostitution	Prostitution Offenses Total	Weapon Law Violations
Davis County Sheriff	22	0	0	0	0	29
Bountiful PD	No Data Submitted					
Clearfield PD	29	1	0	0	1	34
Layton PD	39	4	0	0	4	116
Centerville PD	9	1	1	0	2	24
Farmington PD	6	0	0	0	0	25
Kaysville PD	8	0	0	0	0	10
North Salt Lake PD	6	0	0	0	0	13
Sunset PD	1	0	0	0	0	3
West Bountiful PD	1	0	0	0	0	6
Woods Cross PD	2	0	0	0	0	8
Clinton PD	3	0	0	0	0	8
Syracuse PD	12	0	0	0	0	16
Davis County Task Force	0	0	0	0	0	11
Davis County Total	138	6	1	0	7	303
Duchesne County Sheriff	7	1	0	0	1	30
Roosevelt PD	6	0	0	0	0	32
Duchesne County Total	13	1	0	0	1	62
Emery County Sheriff	0	0	0	0	0	11
Emery County Total	0	0	0	0	0	11
Garfield County Sheriff	0	0	0	0	0	0
Garfield County Total	0	0	0	0	0	0
Grand County Sheriff	6	0	0	0	0	9
Moab PD	2	0	0	0	0	10

NIBRS Crimes Against Society - Table Two						
Agency	Pornography/Obscene Material	Prostitution	Assisting or Promoting Prostitution	Purchasing Prostitution	Prostitution Offenses Total	Weapon Law Violations
Grand County Total	8	0	0	0	0	19
Iron County Sheriff	1	0	0	0	0	27
Cedar City PD	15	0	0	0	0	28
Parowan PD	0	0	0	0	0	4
Southern Utah University PD	1	0	0	0	0	1
Brian Head Marshal	0	0	0	0	0	1
Iron County Task Force	0	0	0	0	0	0
Enoch PD	2	0	0	0	0	1
Iron County Total	19	0	0	0	0	62
Juab County Sheriff	0	0	0	0	0	16
Nephi PD	0	0	0	0	0	9
Juab County Total	0	0	0	0	0	25
Kane County Sheriff	0	0	0	0	0	9
Kanab PD	0	0	0	0	0	
Big Water Town Marshal	0	0	0	0	0	
Kane County Total	0	0	0	0	0	9
Millard County Sheriff	6	0	0	0	0	13
Millard County Total	6	0	0	0	0	13
Morgan County Sheriff	No Data Submitted					
Morgan County Total	No Data Submitted					
Piute County Sheriff	0	0	0	0	0	1
Piute County Total	0	0	0	0	0	1

NIBRS Crimes Against Society - Table Two						
Agency	Pornography/Obscene Material	Prostitution	Assisting or Promoting Prostitution	Purchasing Prostitution	Prostitution Offenses Total	Weapon Law Violations
Rich County Sheriff	0	0	0	0	0	1
Rich County Total	0	0	0	0	0	1
Salt Lake County Sheriff	8	3	1	0	4	76
Murray PD	5	1	3	0	4	74
Salt Lake City PD	47	21	2	4	27	665
South Salt Lake PD	5	0	0	1	1	68
Sandy PD	33	0	3	0	3	75
West Jordan PD	73	4	0	0	4	212
University of Utah PD	1	0	0	0	0	2
Draper PD	16	0	0	0	0	22
Riverton PD	4	0	0	0	0	11
South Jordan PD	1	0	1	0	1	35
Bluffdale PD	4	0	0	0	0	17
Alta Marshal	0	0	0	0	0	0
West Valley PD	15	4	0	0	4	202
Granite School District PD	7	1	0	0	1	72
Taylorsville PD	3	1	1	0	2	54
Cottonwood Heights PD		0	0	0	0	24
Herriman PD	5	0	0	0	0	18
Unified Police Dept.	12	0	3	0	3	94
Salt Lake County Total	239	35	14	5	54	1721
San Juan County Sheriff	0	0	0	0	0	8
Blanding PD	1	0	0	0	0	7
San Juan County Total	1	0	0	0	0	15
Sanpete County Sheriff	1	0	0	0	0	2
Ephraim PD	2	0	0	0	0	3

NIBRS Crimes Against Society - Table Two						
Agency	Pornography/Obscene Material	Prostitution	Assisting or Promoting Prostitution	Purchasing Prostitution	Prostitution Offenses Total	Weapon Law Violations
Fairview PD	0	0	0	0	0	0
Moroni PD	0	0	0	0	0	0
Mt. Pleasant PD	2	0	0	0	0	2
Spring City PD	0	0	0	0	0	0
Snow College PD	0	0	0	0	0	0
Gunnison Valley PD	0	0	0	0	0	1
Sanpete County Total	5	0	0	0	0	8
Sevier County Sheriff	0	0	0	0	0	7
Richfield PD	1	0	0	0	0	14
Aurora PD	No Data Submitted					
Salina PD	0	0	0	0	0	1
Sevier County Total	1	0	0	0	0	22
Summit County Sheriff	3	0	0	0	0	13
Kamas PD	No Data Submitted					
Park City PD	3	0	0	0	0	3
Summit County Total	6	0	0	0	0	16
Tooele County Sheriff	4	1	0	1	2	29
Tooele PD	15	0	0	4	4	31
Grantsville PD	13	1	0	1	2	18
Wendover PD	No Data Submitted					
Tooele County Total	32	2	0	6	8	78
Uintah County Sheriff	3	0	0	0	0	27
Vernal PD	18	0	0	0	0	21
Naples PD	0	0	0	0	0	5
Uintah County Total	21	0	0	0	0	53

NIBRS Crimes Against Society - Table Two						
Agency	Pornography/Obscene Material	Prostitution	Assisting or Promoting Prostitution	Purchasing Prostitution	Prostitution Offenses Total	Weapon Law Violations
Utah County Sheriff	10	0	0	0	0	82
American Fork PD	5	3	0	0	3	59
Lehi PD	23	2	0	0	2	49
Orem DPS	15	2	0	0	2	132
Payson PD	8		0	0	0	20
Pleasant Grove PD	21	3	0	0	3	27
Provo PD	16	4	0	0	4	105
Spanish Fork PD	8	1	0	0	1	17
Springville PD	2	1	0	0	1	32
Lone Peak PD	0	0	0	0	0	9
Salem PD	1	1	0	0	1	9
Santaquin PD	0	0	0	0	0	14
Brigham Young University PD	0	0	0	0	0	3
Lindon PD	0	0	0	0	0	2
Mapleton PD	0	0	0	0	0	2
Utah Valley University PD	0	0	0	0	0	1
Utah County Major Crimes Task Force	0	0	0	0	0	20
Utah County Atty - Investigations Division	0	0	0	0	0	0
Saratoga Springs PD	5	0	0	0	0	33
Utah County Total	114	17	0	0	17	616
Wasatch County Sheriff	2	3	0	0	3	11
Heber City PD	6	1	0	0	1	17
Wasatch County Total	8	4	0	0	4	28
Washington County Sheriff	6	0	0	0	0	18
St. George PD	37	3	0	0	3	101
Hurricane PD	16	0	0	0	0	23

NIBRS Crimes Against Society - Table Two						
Agency	Pornography/Obscene Material	Prostitution	Assisting or Promoting Prostitution	Purchasing Prostitution	Prostitution Offenses Total	Weapon Law Violations
La Verkin PD	3	0	0	0	0	1
Springdale PD	0	0	0	0	0	1
Washington City PD	3	0	0	0	0	20
Hildale PD	2	0	0	0	0	1
Utah Tech University PD	1	0	0	0	0	
Santa Clara-Ivins Public Safety	7	0	0	0	0	4
Washington County Total	75	3	0	0	3	169
Wayne County Sheriff	No Data Submitted					
Wayne County Total	No Data Submitted					
Weber County Sheriff	14	17	0	0	17	55
Ogden PD	36	2	0	0	2	177
Roy PD	12	2	0	0	2	25
South Ogden PD	7	1	0	0	1	14
North Ogden PD	4	1	0	0	1	7
Riverdale PD	1	0	0	0	0	12
Weber State University PD	0	0	0	0	0	2
Harrisville PD	0	0	0	0	0	3
Pleasant View PD	4	0	0	0	0	7
Weber Morgan Narcotics Strike Force	0	0	0	0	0	64
Weber County Total	78	23	0	0	23	366
Utah Transit Authority PD	0	0	1	0	1	9
Dept of Natural Resources- Outdoor Rec	0	0	0	0	0	2
Utah Division of Wildlife Resources	0	0	0	0	0	40
Utah State Parks and Recreation	0	0	0	0	0	2
Utah Highway Patrol	6	1	1	0	2	328
Utah Division of Motor Vehicle Enforcement	0	0	0	0	0	0

NIBRS Crimes Against Society - Table Two						
Agency	Pornography/Obscene Material	Prostitution	Assisting or Promoting Prostitution	Purchasing Prostitution	Prostitution Offenses Total	Weapon Law Violations
State Agency Total	6	1	2	0	3	381
Total	848	100	17	11	128	4207

NIBRS Crimes Against Totals

The following table shows each NIBRS Crime Categories' totals along with the population of an agency's jurisdiction. *The Crime Rate Per 1,000 shown in this table cannot be compared to that found in previous Crime in Utah reports where this information was calculated using both the population and the Summary form of reporting known as Index Crimes. The Index Crimes table only contained data for eight offenses whereas this table includes all offenses collected in each category of NIBRS.* Refer to the Introduction section of this report for further information.

Criminal incidents reported by the Utah Division of Wildlife Resources, Dept of Natural Resources- Outdoor Rec, Utah Highway Patrol, Utah State Parks and Recreation, Utah Motor Vehicle Enforcement Division, and the Utah Transit Authority PD may have occurred anywhere in the state where the agencies have jurisdiction. If the population field is blank that is because there is no designated population for those specific jurisdictions.

NIBRS Offenses						
Agency	Population	Crimes Against Persons Total	Crimes Against Property Total	Crimes Against Society Total	NIBRS Offenses Total	Crime Rate Per 1,000
Beaver County Sheriff	7366	46	85	39	170	23.08
Beaver County Total	7366	46	85	39	170	23.08
Box Elder County Sheriff	19128	89	187	67	343	17.93
Brigham City PD	20066	143	211	45	399	19.88
Mantua PD	1377	7	2	44	53	38.49
Willard PD	2389	30	31	21	82	34.32
Perry PD	6057	100	125	33	258	42.60
Tremonton Garland PD	16054	132	139	61	332	20.68
Box Elder County Total	65071	501	695	271	1467	22.54
Cache County Sheriff	58108	287	415	472	1174	20.20
Logan PD	56083	555	1027	770	2352	41.94
North Park PD	17789	122	142	75	339	19.06
Smithfield PD	15093	69	52	18	139	9.21
Utah State University PD		18	63	16	97	
Cache-Rich Drug Task Force		5	3	154	162	
Cache County Total	147073	1056	1702	1505	4263	28.99

NIBRS Offenses						
Agency	Population	Crimes Against Persons Total	Crimes Against Property Total	Crimes Against Society Total	NIBRS Offenses Total	Crime Rate Per 1,000
Carbon County Sheriff	7282	54	67	156	277	38.04
Price PD	8271	69	135	82	286	34.58
Helper PD	2126	34	49	69	152	71.50
Wellington PD	1634	18	24	17	59	36.11
East Carbon PD	1569	13	21	4	38	24.22
Utah State University - Eastern		0	1	0	1	
Carbon County Total	20882	188	297	328	813	38.93
Daggett County Sheriff	1017	No Data Reported				
Daggett County Total	1017	No Data Reported				
Davis County Sheriff	33429	169	303	286	758	22.67
Bountiful PD	43614	No Data Reported				
Clearfield PD	35374	495	895	317	1707	48.26
Layton PD	84017	785	2163	779	3727	44.36
Centerville PD	16398	74	440	128	642	39.15
Farmington PD	26187	129	488	254	871	33.26
Kaysville PD	32915	141	397	199	737	22.39
North Salt Lake PD	23720	142	481	107	730	30.78
Sunset PD	5322	71	81	37	189	35.51
West Bountiful PD	5828	29	164	69	262	44.96
Woods Cross PD	11482	104	263	63	430	37.45
Clinton PD	23630	170	345	95	610	25.81
Syracuse PD	38714	216	494	164	874	22.58
Davis County Task Force		0	0	166	166	
Davis County Total	380630	2525	6514	2664	11703	30.75
Duchesne County Sheriff	13634	143	291	245	679	49.80
Roosevelt PD	7370	83	251	216	550	74.63
Duchesne County Total	21004	226	542	461	1229	58.51

NIBRS Offenses						
Agency	Population	Crimes Against Persons Total	Crimes Against Property Total	Crimes Against Society Total	NIBRS Offenses Total	Crime Rate Per 1,000
Emery County Sheriff	10360	74	106	143	323	31.18
Emery County Total	10360	74	106	143	323	31.18
Garfield County Sheriff	5446	25	74	31	130	23.87
Garfield County Total	5446	25	74	31	130	23.87
Grand County Sheriff	4651	73	69	98	240	51.60
Moab PD	5175	141	140	94	375	72.46
Grand County Total	9826	214	209	192	615	62.59
Iron County Sheriff	13688	147	174	235	556	40.62
Cedar City PD	41556	392	760	308	1460	35.13
Parowan PD	3237	16	26	29	71	21.93
Southern Utah University PD		25	44	32	101	
Brian Head Marshal	160	4	11	10	25	156.25
Iron County Task Force		0	0	0	0	
Enoch PD	8644	75	47	12	134	15.50
Iron County Total	67285	659	1062	626	2347	34.88
Juab County Sheriff	6217	23	59	94	176	28.31
Nephi PD	7353	67	116	104	287	39.03
Juab County Total	13570	90	175	198	463	34.12
Kane County Sheriff	2806	23	38	155	216	76.98
Kanab PD	5433	19	46	22	87	16.01
Big Water Town Marshal	542	3	1	2	6	11.07
Kane County Total	8781	45	85	179	309	35.19
Millard County Sheriff	13717	173	259	127	559	40.75
Millard County Total	13717	173	259	127	559	40.75

NIBRS Offenses						
Agency	Population	Crimes Against Persons Total	Crimes Against Property Total	Crimes Against Society Total	NIBRS Offenses Total	Crime Rate Per 1,000
Morgan County Sheriff	13361	No Data Reported				
Morgan County Total	13361	No Data Reported				
Piute County Sheriff	1607	10	5	9	24	14.93
Piute County Total	1607	10	5	9	24	14.93
Rich County Sheriff	2759	8	8	1	17	6.16
Rich County Total	2759	8	8	1	17	6.16
Salt Lake County Sheriff**		1013	2712	483	4208	
Murray PD	49238	733	2848	401	3982	80.87
Salt Lake City PD	212675	6108	17847	7328	31283	147.09
South Salt Lake PD	25930	755	2323	1595	4673	180.22
Sandy PD	90341	880	2901	729	4510	49.92
West Jordan PD	114211	1394	3135	1254	5783	50.63
University of Utah PD		443	435	75	953	
Draper PD	49166	328	1116	272	1716	34.90
Riverton PD	44711	186	743	84	1013	22.66
South Jordan PD	86846	411	1495	268	2174	25.03
Bluffdale PD	19714	140	253	116	509	25.82
Alta Marshal	225	2	27	3	32	142.22
West Valley PD	132686	1951	4740	1528	8219	61.94
Granite School District PD		211	170	348	729	
Taylorsville PD	56047	464	1740	430	2634	47.00
Cottonwood Heights PD	31788	147	864	282	1293	40.68
Herriman PD	61387	303	869	114	1286	20.95
Unified Police Dept. of Greater Salt Lake	227262	1367	4343	437	6147	27.05
Salt Lake County Total	1202217	16836	48561	15747	81144	67.50
San Juan County Sheriff	11339	19	14	177	210	18.52

NIBRS Offenses						
Agency	Population	Crimes Against Persons Total	Crimes Against Property Total	Crimes Against Society Total	NIBRS Offenses Total	Crime Rate Per 1,000
Blanding PD	3125	41	21	87	149	47.68
San Juan County Total	14464	60	35	264	359	24.82
Sanpete County Sheriff	13574	67	119	30	216	15.91
Ephraim PD	6279	41	59	35	135	21.50
Fairview PD	1306	3	5	1	9	6.89
Mt. Pleasant PD	3942	22	38	27	87	22.07
Spring City PD	1028	1	4	0	5	4.86
Snow College PD		4	18	3	25	
Gunnison Valley PD	5102	6	19	4	29	5.68
Sanpete County Total	31231	144	262	100	506	16.20
Sevier County Sheriff	10875	70	76	38	184	16.92
Richfield PD	8306	173	254	90	517	62.24
Aurora PD	1054	No Data Reported				
Salina PD	2633	12	22	4	38	14.43
Sevier County Total	22868	255	352	132	739	32.32
Summit County Sheriff	32990	178	460	192	830	25.16
Kamas PD	2157	No Data Reported				
Park City PD	8201	137	277	61	475	57.92
Summit County Total	43348	315	737	253	1305	30.11
Tooele County Sheriff	28378	304	500	214	1018	35.87
Tooele PD	40402	610	1101	441	2152	53.26
Grantsville PD	16216	252	305	319	876	54.02
Wendover PD	1136	No Data Reported				
Tooele County Total	86132	1166	1906	974	4046	46.97
Uintah County Sheriff	25650	151	220	213	584	22.77
Vernal PD	10718	186	553	261	1000	93.30

NIBRS Offenses						
Agency	Population	Crimes Against Persons Total	Crimes Against Property Total	Crimes Against Society Total	NIBRS Offenses Total	Crime Rate Per 1,000
Naples PD	2529	23	58	140	221	87.39
Uintah County Total	38897	360	831	614	1805	46.40
Utah County Sheriff	99243	377	537	1488	2402	24.20
American Fork PD	50121	364	1100	706	2170	43.30
Lehi PD	95189	502	1090	429	2021	21.23
Orem DPS	94571	897	2375	912	4184	44.24
Payson PD	25051	144	345	274	763	30.46
Pleasant Grove PD	37148	275	665	206	1146	30.85
Provo PD	112763	846	2521	1381	4748	42.11
Spanish Fork PD	46536	213	678	218	1109	23.83
Springville PD	35521	275	571	266	1112	31.31
Lone Peak PD	30812	60	165	37	262	8.50
Salem PD	11213	33	85	53	171	15.25
Santaquin PD	20580	96	207	80	383	18.61
Brigham Young University PD		20	113	12	145	
Lindon PD	11819	50	325	92	467	39.51
Mapleton PD	14584	59	110	32	201	13.78
Utah Valley University PD		7	40	21	68	
Utah County Major Crimes Task Force		1	3	417	421	
Utah County Atty - Investigations Division		0	8		8	
Saratoga Springs PD	58400	270	663	194	1127	19.30
Utah County Total	743551	4489	11601	6818	22908	30.81
Wasatch County Sheriff	19198	83	238	251	572	29.79
Heber City PD	19082	149	427	283	859	45.02
Wasatch County Total	38280	232	665	534	1431	37.38
Washington County Sheriff	17519	166	199	306	671	38.30
St. George PD	107595	1009	2510	1639	5158	47.94
Hurricane PD	25362	245	504	361	1110	43.77

NIBRS Offenses						
Agency	Population	Crimes Against Persons Total	Crimes Against Property Total	Crimes Against Society Total	NIBRS Offenses Total	Crime Rate Per 1,000
La Verkin PD	4566	30	142	9	181	39.64
Springdale PD	614	16	25	28	69	112.38
Washington City PD	35835	266	626	285	1177	32.84
Hildale PD	1270	13	25	18	56	44.09
Utah Tech University PD		8	34	11	53	
Santa Clara-Ivins Public Safety	19369	99	159	147	405	20.91
Washington County Total	212130	1852	4224	2804	8880	41.86
Wayne County Sheriff	2682	No Data Reported				
Wayne County Total	2682	No Data Reported				
Weber County Sheriff	84923	369	960	581	1910	22.49
Ogden PD	87258	1676	3219	2055	6951	79.66
Roy PD	38353	482	719	276	1477	38.51
South Ogden PD	17740	198	394	234	826	46.56
North Ogden PD	22645	135	300	123	558	24.64
Riverdale PD	9088	113	585	136	834	91.77
Weber State University PD		20	41	18	79	
Harrisville PD	6725	52	253	81	386	57.40
Pleasant View PD	11326	56	94	50	200	17.66
Weber Morgan Narcotics Strike Force		7	12	959	979	
Weber County Total	278058	3108	6577	4513	14200	51.07
Utah Transit Authority PD		216	2520	980	3716	
Dept of Natural Resources- Outdoor Rec		1	3	50	54	
Utah Division of Wildlife Resources		3	38	71	112	
Utah State Parks and Recreation		9	45	135	189	
Utah Highway Patrol		294	389	6671	7354	
Utah Motor Vehicle Enforcement Division		0	51	0	51	
State Agency Total		523	3046	7907	11476	

NIBRS Offenses						
Agency	Population	Crimes Against Persons Total	Crimes Against Property Total	Crimes Against Society Total	NIBRS Offenses Total	Crime Rate Per 1,000
Grand Total	3503613	35180	90615	47434	173231	49.44

THE UTAH DEPARTMENT OF PUBLIC SAFETY AND THE
BUREAU OF CRIMINAL IDENTIFICATION HONORS
SERGEANT BILL HOOSER
WHO WAS KILLED IN THE LINE OF DUTY IN 2024.

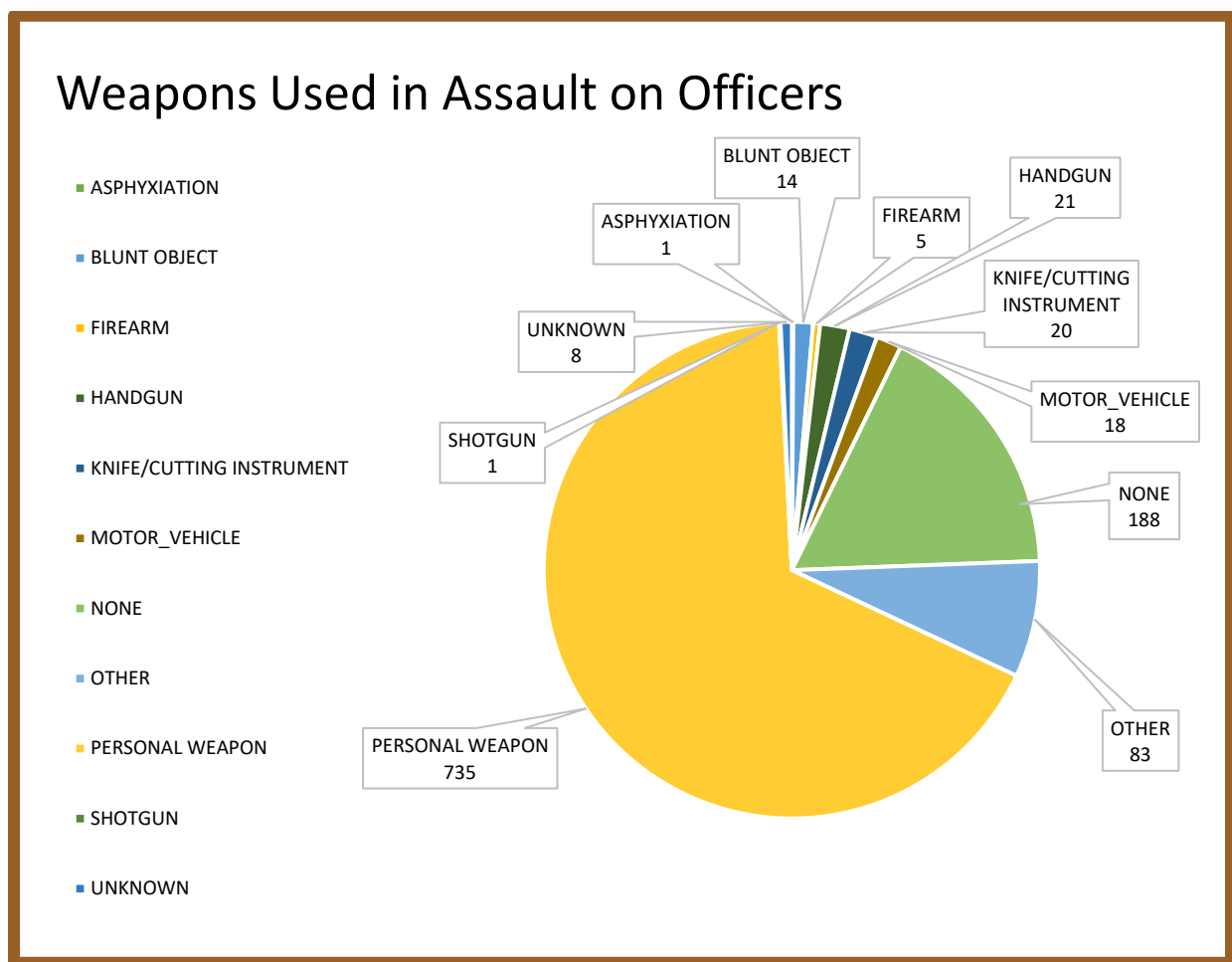
Sergeant Bill Hooser
Santaquin Police Department
May 5th, 2024



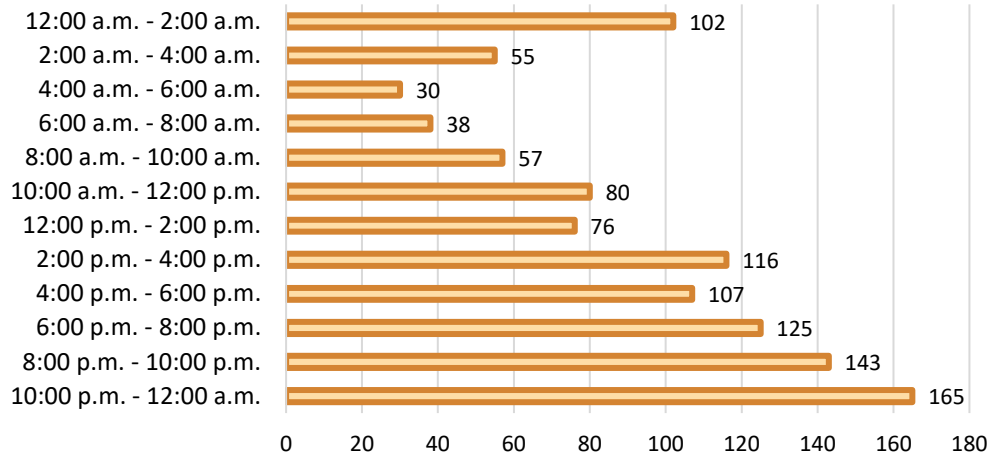
Law Enforcement Officers Killed and Assaulted

When reviewing the information on Law Enforcement Officers Killed and Assaulted (LEOKA) the following needs to be considered:

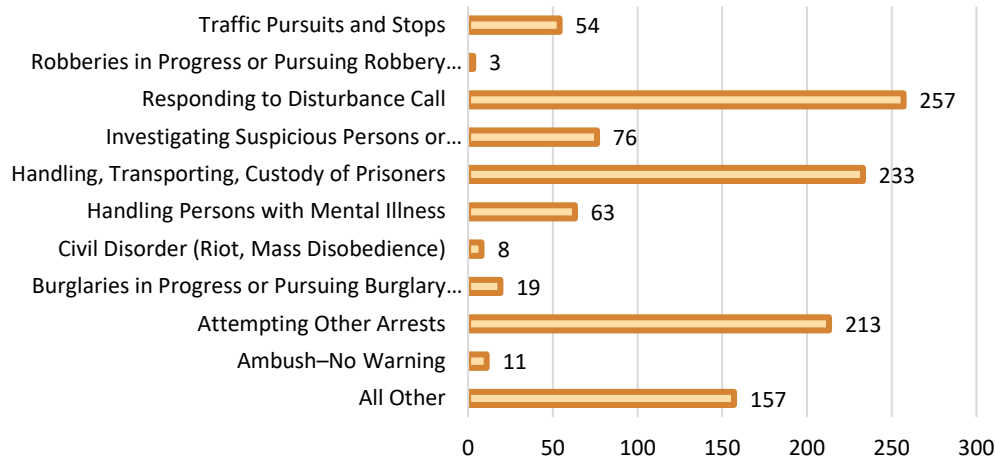
- The data in the tables and charts reflect the number of victim officers, not the number of incidents or weapons used.
 - The UCR program considers any part of the body that can be used as weapons (such as hands, fists, or feet) to be personal weapons and designates them as such in its data.
 - Not all agencies submit data on the number of officers assaulted in their jurisdiction.
- More information pertaining to this data may be found on the [Crime in Utah Dashboard](#).



Officer Assault - Time of Day



Officer Assaults - Type of Activity



Law Enforcement Employees per Agency

Because of law enforcement's varying service requirements and functions as well as the diverse demographic traits and characteristics of jurisdictions, use caution when drawing comparisons between agency staffing levels based upon police employment data from the UCR program. It must be remembered that the totals given for sworn officers for any particular agency reflect not only the patrol officers on the street but also officers assigned to various other duties such as those in administrative and investigative positions as well as those assigned to special teams.

Data Collection:

- Each year, law enforcement agencies in Utah report the total number of sworn law enforcement officers and civilians in their agency as of October 31st to the UCR program.
- The UCR program defines law enforcement officers as full-time, sworn personnel that possess full arrest powers, and carry a weapon. Their primary duties include responding to routine calls for police service, emergency situations, or crime scenes; performing routine patrol; rendering emergency services, enforcing criminal laws and traffic regulations; and investigating violations of criminal laws and traffic accidents. These employees' salaries are paid from law enforcement funds. In addition, correctional officers and police cadets are included in the officer counts *only* if they are sworn and possess full arrest powers.
- Civilian counts are inclusive of all full-time employees of the agency, e.g., dispatchers, clerks, and meter attendants. These employees' salaries are paid from law enforcement funds. Furthermore, correctional officers or jailers that have no police or arrest powers outside the jail are counted as civilians as long as their salaries are paid from the funds of the law enforcement agency.

Overview:

- In 2024, sworn officers accounted for 63.29% of all law enforcement personnel in Utah.
- The number of full-time law enforcement employees (civilian and sworn) per 1,000 inhabitants in Utah for 2024 was 2.63; the rate of sworn officers was 1.67 per 1,000. The UCR program computes these rates by taking the number of employees, dividing by the population of an agency's jurisdiction, and multiplying by 1,000. These numbers do not include the agencies that did not submit employee data in 2024.
- Female employees accounted for 51.40% of all full-time civilian law enforcement employees in 2024.
- Males accounted for 91.15% of all full-time sworn law enforcement officers in 2024.

As of October 31, 2024, there were 5,843 sworn law enforcement officers in Utah. Female officers made up 8.85% (517 officers) with male officers making up 91.15% (5,326 officers) of the sworn law enforcement officers employed full-time in Utah. *These numbers do not include the agencies that did not submit employee data in 2024.*

*Some task forces report their employee counts under the originating or home agency.

Law Enforcement Per Agency					
Agency	Population	Fulltime Employee Per 1,000	TOTAL OFFICER	TOTAL CIVILIAN	Total Employee
Beaver County Sheriff	7366	10.18	27	48	75
Beaver County Total	7366	10.18	27	48	75
Box Elder County Sheriff	19128	4.97	80	15	95
Brigham City PD	20066		No Data Reported		
Mantua PD	1377	2.18	2	1	3
Willard PD	2389	1.67	4	0	4
Perry PD	6057	1.65	9	1	10
Tremonton Garland PD	16054	1.49	20	4	24
Box Elder County Total	65071	2.09	115	21	136
Cache County Sheriff	58108	2.94	142	29	171
Logan PD	56083	1.48	55	28	83
North Park PD	17789	0.96	13	4	17
Smithfield PD	15093	0.86	13	0	13
Utah State University PD			21	7	28
Cache-Rich Drug Task Force			5	0	5
Cache County Total	147073	2.16	249	68	317
Carbon County Sheriff	7282	6.73	22	27	49
Price PD	8271	2.42	16	4	20
Helper PD	2126	1.88	4	0	4
Wellington PD	1634		No Data Reported		
East Carbon PD	1569	3.19	4	1	5
Utah State University - Eastern			2	0	2
Carbon County Totals	20882	3.83	48	32	80
Daggett County Sheriff	1017	4.92	4	1	5
Daggett County Total	1017	4.92	4	1	5

Law Enforcement Per Agency					
Agency	Population	Fulltime Employee Per 1,000	TOTAL OFFICER	TOTAL CIVILIAN	Total Employee
Davis County Sheriff	33429	8.76	86	207	293
Bountiful PD	43614	1.31	36	21	57
Clearfield PD	35374	1.13	35	5	40
Layton PD	84017	1.52	84	44	128
Centerville PD	16398	1.34	19	3	22
Farmington PD	26187	1.11	27	2	29
Kaysville PD	32915	1.12	34	3	37
North Salt Lake PD	23720	1.31	27	4	31
Sunset PD	5322	2.07	10	1	11
West Bountiful PD	5828	2.23	12	1	13
Woods Cross PD	11482	1.31	14	1	15
Clinton PD	23630	1.06	23	2	25
Syracuse PD	38714	0.77	28	2	30
Davis County Task Force			0	1	1
Davis County Total	380630	1.92	435	297	732
Duchesne County Sheriff	13634	4.77	21	44	65
Roosevelt PD	7370		No Data Reported		
Duchesne County Total	21004	3.09	21	44	65
Emery County Sheriff	10360	3.47	24	12	36
Emery County Total	10360	3.47	24	12	36
Garfield County Sheriff	5446	6.06	13	20	33
Garfield County Total	5446	6.06	13	20	33
Grand County Sheriff	4651	9.25	30	13	43
Moab PD	5175	5.02	17	9	26
Grand County Total	9826	7.02	47	22	69
Iron County Sheriff	13688	6.79	39	54	93

Law Enforcement Per Agency					
Agency	Population	Fulltime Employee Per 1,000	TOTAL OFFICER	TOTAL CIVILIAN	Total Employee
Cedar City PD	41556		No Data Reported		
Parowan PD	3237	1.85	5	1	6
Southern Utah University PD			9	1	10
Brian Head Marshal	160	43.75	7	0	7
Iron County Task Force			4	1	5
Enoch PD	8644	1.16	7	3	10
Iron County Total	67285	1.95	71	60	131
Juab County Sheriff	6217	4.66	15	14	29
Nephi PD	7353	1.90	13	1	14
Juab County Total	13570	3.17	28	15	43
Kane County Sheriff	2806	18.89	24	29	53
Kanab PD	5433	1.66	8	1	9
Big Water Town Marshal	542	1.85	1	0	1
Kane County Total	8781	7.17	33	30	63
Millard County Sheriff	13717	3.94	27	27	54
Millard County Total	13717	3.94	27	27	54
Morgan County Sheriff	13361	1.2	14	2	16
Morgan County Total	13361	1.2	14	2	16
Piute County Sheriff	1607	3.11	4	1	5
Piute County Total	1607	3.11	4	1	5
Rich County Sheriff	2759	3.62	5	5	10
Rich County Total	2759	3.62	5	5	10
Salt Lake Couty Sheriff**			74	987	1061
Murray PD	49238	1.79	75	13	88

Law Enforcement Per Agency					
Agency	Population	Fulltime Employee Per 1,000	TOTAL OFFICER	TOTAL CIVILIAN	Total Employee
Salt Lake City PD	212675	3.48	585	156	741
South Salt Lake PD	25930	3.36	71	16	87
Sandy PD	90341	1.57	114	28	142
West Jordan PD	114211	1.32	124	27	151
University of Utah PD			50	18	68
Draper PD	49166	1.24	48	13	61
Riverton PD	44711	0.89	33	7	40
South Jordan PD	86846	0.91	71	8	79
Bluffdale PD	19714	0.76	15	0	15
Alta Marshal	225	35.56	4	4	8
West Valley PD	132686	2	218	48	266
Granite School District PD			26	6	32
Taylorsville PD	56047	1.36	67	9	76
Cottonwood Heights PD	31778	1.64	43	9	52
Herriman PD	61387	0.85	42	10	52
Unified Police Dept.	227262	1.36	245	65	310
Salt Lake County Total	1202217	2.77	1905	1424	3329
San Juan County Sheriff	11339	3.00	20	14	34
Blanding PD	3125	1.92	6	0	6
San Juan County Total	14464	2.77	26	14	40
Sanpete County Sheriff	13574	5.82	29	50	79
Ephraim PD	6279	1.59	9	1	10
Fairview PD	1306	3.06	4	0	4
Mt. Pleasant PD	3942	1.27	5	0	5
Spring City PD	1028	0.97	1	0	1
Snow College PD			2	0	2
Gunnison Valley PD	5102	0.98	4	1	5
Sanpete County Total	31231	3.39	54	52	106

Law Enforcement Per Agency					
Agency	Population	Fulltime Employee Per 1,000	TOTAL OFFICER	TOTAL CIVILIAN	Total Employee
Richfield PD	8306	2.05	15	2	17
Aurora PD	1054	0.00	0	0	0
Salina PD	2633	1.14	3	0	3
Sevier County Sheriff	10875	No Data Reported			
Sevier County Total	22868	0.87	18	2	20
Summit County Sheriff	32990	0.32	65	42	107
Park City PD	8201	5.12	36	6	42
Kamas PD	2157	No Data Reported			
Summit County Total	43348	3.44	101	48	149
Tooele County Sheriff	28378	3.91	64	47	111
Tooele PD	40402	1.29	42	10	52
Grantsville PD	16216	1.48	19	5	24
Wendover PD	1136	No Data Reported			
Tooele County Total	86132	2.17	125	62	187
Uintah County Sheriff	25650	3.78	29	68	97
Vernal PD	10718	2.71	25	4	29
Naples PD	2529	2.77	6	1	7
Uintah Basin Narcotics Strike Force			0	0	0
Uintah County Total	38897	3.42	60	73	133
Utah County Sheriff	99243	4.39	192	244	436
American Fork PD	50121	1.16	51	7	58
Lehi PD	95189	0.78	67	7	74
Orem DPS	94571	1.26	102	17	119
Payson PD	25051	1.04	25	1	26
Pleasant Grove PD	37148	0.86	28	4	32
Provo PD	112763	1.44	101	61	162
Spanish Fork PD	46536	0.99	42	4	46

Law Enforcement Per Agency					
Agency	Population	Fulltime Employee Per 1,000	TOTAL OFFICER	TOTAL CIVILIAN	Total Employee
Springville PD	35521	1.32	32	15	47
Lone Peak PD	30812	1.01	22	9	31
Salem PD	11213	1.25	13	1	14
Santaquin PD	20580	0.68	12	2	14
Brigham Young University PD			32	3	35
Lindon PD	11819	1.52	16	2	18
Mapleton PD	14584	0.82	11	1	12
Utah Valley University PD			23	13	36
Utah County Major Crimes Task Force			0	1	1
Utah County Atty - Investigations Division			6	2	8
Saratoga Springs PD	58400	0.62	30	6	36
Utah County Total	743551	1.62	805	400	1205
Wasatch County Sheriff	19198	3.75	38	34	72
Heber City PD	19082	1.62	27	4	31
Wasatch County Total	38280	2.69	65	38	103
Washington County Sheriff	17519	10.45	59	124	183
St George PD	107595	1.88	145	57	202
Hurricane PD	25362	1.54	35	4	39
La Verkin PD	4566	1.53	6	1	7
Springdale PD	614	17.92	10	1	11
Washington City PD	35835	1.26	39	6	45
Hildale PD	1270	20.47	10	16	26
Utah Tech University PD			9	1	10
Santa Clara-Ivins Public Safety	19369	0.98	17	2	19
Washington County Total	212130	2.56	330	212	542
Wayne County Sheriff	2682		No Data Reported		
Wayne County Total	2682		No Data Reported		

Law Enforcement Per Agency					
Agency	Population	Fulltime Employee Per 1,000	TOTAL OFFICER	TOTAL CIVILIAN	Total Employee
Weber County Sheriff	84923	2.97	163	89	252
Ogden PD	87258	2.05	137	42	179
Roy PD	38353	1.25	41	7	48
South Ogden PD	17740	1.52	22	5	27
North Ogden PD	22645	1.15	21	5	26
Riverdale PD	9088	2.31	21	0	21
Weber State University PD			10	2	12
Harrisville PD	6725	1.78	11	1	12
Pleasant View PD	11326	0.97	10	1	11
Weber Morgan Narcotics Strike Force			0	0	0
Weber County Total	278058	2.11	436	152	588
Utah Transit Authority PD			81	33	114
Dept of Natural Resources- Outdoor Rec			16	2	18
Utah Division of Wildlife Resources			76	10	86
Utah State Parks and Recreation			41	1	42
Utah Highway Patrol			521	145	666
Utah Division of Motor Vehicle Enforcement			18	16	34
State Agencies Totals			753	207	960
Total	3,503,613	2.63	5843	3389	9232

Glossary

The following terms are defined according to the FBI's Uniform Crime Reporting program. These definitions may be found in the FBI's NIBRS User Manual located at ucr.fbi.gov.

Adult: An individual 18 years of age or older.

Aggravated Assault: An unlawful attack by one person upon another wherein the offender uses a weapon or displays it in a threatening manner, or the victim suffers obvious severe or aggravated bodily injury involving apparent broken bones, loss of teeth, possible internal injury, severe laceration, or loss of consciousness.

All Other Offenses: All crimes that are not Group A offenses and not included in one of the specifically named Group B crime categories, excluding traffic offenses. Agencies that submit Summary based data record all arrests that cannot be categorized under any other Part II category in "All Other Offenses".

American Indian or Alaska Native- Race: A person having origins in any of the original peoples of North and South America (including Central America) and who maintains cultural identification through tribal affiliation or community recognition. The other four categories of race are Asian, Black or African American, Native Hawaiian or Other Pacific Islander, and White.

Arson: To unlawfully and intentionally damage or attempt to damage any real or personal property by fire or incendiary device.

Asian- Race: A person having origins in any of the original peoples of the Far East, Southeast Asia, the Indian subcontinent including, for example, Cambodia, China, India, Japan, Korea, Malaysia, Pakistan, the Philippine Islands, Thailand, and Vietnam. The other four categories of race are American Indian or Alaska Native, Black or African American, Native Hawaiian or Other Pacific Islander, and White.

Bad Checks: Knowingly and intentionally writing and/or negotiating checks drawn against insufficient or nonexistent funds. Does not include counterfeit checks or forged checks.

Black or African American- Race: A person having origins in any of the black racial groups of Africa. The other four categories of race are American Indian or Alaska Native, Asian, Native Hawaiian or Other Pacific Islander, and White.

Blackmail: see Extortion/Blackmail

Bribery: The offering, giving, receiving, or soliciting of anything of value (e.g. a bribe, gratuity, or kickback) to sway the judgment or action of a person in a position of trust or influence.

Burglary/Breaking and Entering: The unlawful entry into a building or other structure with the intent to commit a felony or a theft.

Clearance: Incidents may be cleared by arrest or by exceptional means:

Clearance by arrest: An offense is cleared by arrest or solved for crime reporting purposes when at least one person is 1) arrested, 2) charged with the commission of the offense; and then turned over to the court for prosecution (whether following arrest, court summons, or police notice). Although no physical arrest is made, a clearance may occur when the offender is a person under 18 years of age and is cited to appear in juvenile court or before other juvenile authorities.

Clearance by Exception: The FBI's Uniform Crime Reporting Program states that "in certain situations, law enforcement is not able to follow the three outlined steps under 'clearance by arrest' to clear offenses known to them". However, "if the following questions can be answered 'yes', the offense is considered to be 'Cleared by Exception':

1. Has the investigation definitely established the identity of the offender?
2. Is there enough information to support an arrest, charge, and turning over to the court for prosecution?
3. Is the exact location of the offender known so that the subject could be taken into custody now?
4. Is there some reason outside law enforcement control that precludes arresting, charging, and prosecuting the offender?

Some examples of exceptional clearance situations (these examples are not all inclusive):

- Death of the offender (suicide, killed by law enforcement, murder-suicide situation, natural causes)
- Deathbed confession by offender
- Offender already in custody or serving sentence for another offense
- Extradition denied
- Victim refuses to cooperate in prosecution
- The handing over of a juvenile offender to his/her parents in instances involving minor offenses where no referral is made to juvenile court

Consumable Goods: Expendable items used by humans for nutrition, enjoyment, or hygiene (e.g., food, non-alcoholic beverages, grooming products, cigarettes, firewood, etc.)

Counterfeiting/Forgery: The altering, copying, or imitation of something, without authority or right, with the intent to deceive or defraud by passing the copy or thing altered or imitated as that which is original or genuine; or, the selling, buying, or possession of an altered, copied, or imitated thing with the intent to deceive or defraud.

Crime Rate Per 1,000: Number of crimes committed for every 1,000 residents. Breaking down the number of crimes by size of population is one way to gauge how an agency's crime rates compare with those of other agencies. Crime Rate per 1,000 is calculated by dividing the agency's number of crimes by the agency's population and multiplying the result by 1,000.
 $((\text{Crimes}/\text{Population}) * 1,000)$

Curfew/Loitering/Vagrancy Violations: The violation of a court order, regulation, ordinance, or law requiring the withdrawal of persons from the streets or other specified areas; prohibiting persons from remaining in an area or place in an idle or aimless manner; or prohibiting persons from going place to place without visible means of support.

Dangerous Nonnarcotic Drugs: The drug category “Dangerous Non-narcotic Drugs” includes drugs such as barbiturates, Benzedrine, etc.

Destruction/Damage/Vandalism of Property: To willfully or maliciously destroy, damage, deface, or otherwise injure real or personal property without the consent of the owner or the person having custody or control of it.

Disorderly Conduct: Any behavior that tends to disturb the public peace or decorum, scandalize the community, or shock the public sense of morality.

Driving Under the Influence: Driving or operating a motor vehicle or common carrier while mentally or physically impaired as the result of consuming an alcoholic beverage or using a drug or narcotic. This offense includes driving while intoxicated and operating an airplane, boat, bus, streetcar, train, etc., while under the influence.

Drug/Narcotic Offenses: The violation of laws prohibiting the production, distribution, and/or use of certain controlled substances and the equipment or devices utilized in their preparation and/or use.

Drug/Narcotic Violations: The unlawful cultivation, manufacture, distribution, sale, purchase, use, possession, transportation, or importation of any controlled drug or narcotic substance.

Drug Equipment Violations: The unlawful manufacture, sale, purchase, possession, or transportation of equipment or devices utilized in preparing and/or using drugs or narcotics.

Drunkennes: To drink alcoholic beverages to the extent that one’s mental faculties and physical coordination are substantially impaired. This offense does not include Driving Under the Influence, but does include drunk and disorderly, common drunkard, habitual drunkard, and intoxication.

Embezzlement: The unlawful misappropriation by an offender to his/her own use or purpose of money, property, or some other thing of value entrusted to his/her care, custody, or control.

Extortion/Blackmail: To unlawfully obtain money, property, or any other thing of value, either tangible or intangible, through the use or threat of force, misuse of authority, threat of criminal prosecution, threat of destruction of reputation or social standing, or through other coercive means.

Family Offenses, Nonviolent: Unlawful, nonviolent acts by a family member (or legal guardian) that threaten the physical, mental, or economic well-being or morals of another family member and that are not classifiable as other offenses, such as Assault, Incest, and Statutory Rape. This

offense includes: abandonment, desertion, neglect, nonsupport, nonviolent abuse, and nonviolent cruelty to other family members. It also includes the nonpayment of court-ordered alimony, as long as it is not illegal within the reporting jurisdiction.

Firearms: Weapons that fire a projectile by force of an explosion, e.g., handguns, rifles, shotguns, assault rifles, semiautomatics, homemade guns, flare guns, etc. This does not include “BB,” pellet, or gas-powered guns.

Fondling: The touching of the private body parts of another person for the purpose of sexual gratification, without the consent of the victim, including instances where the victim is incapable of giving consent because of his/her age or because of his/her temporary or permanent mental or physical incapacity. For NIBRS purposes, this falls under the category of “Sex Offenses”.

Fraud: The intentional perversion of the truth for the purpose of inducing another person or other entity in reliance upon it to part with something of value or to surrender a legal right.

Gambling Offenses: To unlawfully bet or wager money or something else of value; assist, promote, or operate a game of chance for money or some other stake; possess or transmit wagering information; manufacture, sell purchase, possess, or transport gambling equipment, devices, or goods; or tamper with the outcome of a sporting event or contest to gain a gambling advantage.

Group A Offenses: Agencies that submit data using the National Incident Based Reporting (NIBRS) system submit detailed data on 24 “Group A” Offenses, which include: Arson, Assault Offenses, Bribery, Burglary, Counterfeiting/Forgery, Destruction/Damage/Vandalism of Property, Drug/Narcotic Offenses, Embezzlement, Extortion/Blackmail, Fraud Offenses, Gambling Offenses, Homicide Offenses, Kidnapping/Abduction, Larceny/Theft Offenses, Motor Vehicle Theft, Pornography/Obscene Material, Prostitution Offenses, Robbery, Sex Offenses (Forcible), Sex Offenses (Non-forcible), Stolen Property Offenses, and Weapon Law Violations. In contrast, agencies that submit data using the Summary Based Reporting system only submit detailed data on the eight “Index Crimes”.

Group B Offenses: Agencies that submit data using the National Incident Based Reporting (NIBRS) system submit arrest data on the 10 “Group B Offenses” of Bad Checks, Curfew/Loitering/Vagrancy Violations, Disorderly Conduct, DUI, Drunkenness, Family Offenses (Nonviolent), Liquor Law Violations, Peeping Tom, Trespass, and All Other Offenses.

Hate Crime: A criminal offense committed against a person or property which is motivated, in whole or in part, by the offender's bias against a race, religion, ethnic/national origin group, sexual orientation group, or disability.

Hispanic- Ethnicity: All persons of Mexican, Puerto Rican, Cuban, Central or South American, or other Spanish culture or origin, regardless of race. The other category of ethnicity is Non-Hispanic.

Homicide (Murder and Non-Negligent Manslaughter): The willful non-negligent killing of one human being by another.

Household Goods: Items normally used to furnish a residence; furniture, appliances, utensils, air conditioning/heating equipment, mailboxes, household lighting, etc. This does not include radios, televisions, DVD or CD players, etc.

Incest: Non-forcible sexual intercourse between persons who are related to each other within the degrees wherein marriage is prohibited by law. For NIBRS purposes, this falls under the category of “Sex Offenses, Non-Forcible/Consensual”.

Index Crimes: “Index Crimes” (also referred to as “Part I Crimes”) are the offenses of Homicide, Rape, Robbery, Aggravated Assault, Burglary, Larceny/Theft, Motor Vehicle Theft, and Arson.

Intimidation: To unlawfully place another person in reasonable fear of bodily harm through the use of threatening words and/or other conduct but without displaying a weapon or subjecting the victim to actual physical attack. This offense includes stalking. An offender can make threats associated with intimidation in person, over the phone, or in writing.

Jewelry/Precious Metals: Articles made of gold, silver, precious stones, etc. used for personal adornment e.g. bracelets, necklaces, rings, watches, platinum, loose gems, etc.

Juvenile: An individual 17 years of age or younger.

Kidnapping/abduction: The unlawful seizure, transportation, and/or detention of a person against his/her will or of a minor without the consent of his/her custodial parent(s) or legal guardian. This offense includes hostage and parental abduction situations.

Knife/Cutting Instrument: Any device that may be used as a knife or a cutting instrument, including, but not limited to: knives, razors, hatchets, axes, cleavers, scissors, glass, broken bottles, ice picks, etc.

Larceny/Theft: The unlawful taking, carrying, leading, or riding away of property from the possession or constructive possession of another person.

Liquor Law Violations: The violation of laws or ordinances prohibiting the manufacture, sale, purchase, transportation, possession, or use of alcoholic beverages. Does not include the separate offenses of Driving Under the Influence or Drunkenness.

Livestock: Domesticated animals raised for home use or profit e.g. cattle, chickens, hogs, horses, sheep, and bees. Household pets such as dogs and cats are only classified under this category if they are commercially raised for profit. Animals raised and/or used for illegal gambling, e.g., dogs, roosters, etc. would also fall under this designation.

Motor Vehicle: A self-propelled vehicle that runs on the surface of land and not on rails e.g., automobiles, buses, recreational vehicles, trucks, motorcycles, etc.

Motor Vehicle Theft: The theft of a motor vehicle.

Murder: see Homicide

National Incident Based Reporting (NIBRS): Incident Based Reporting (IBR or NIBRS) uses computerized data systems to collect details about the offenses, victims, offenders, property, and arrests involved in each crime incident. Because it gathers more detailed data than the traditional Summary reporting program, it is possible to analyze various aspects of the crime which is occurring in our society, and provide law enforcement administrators, elected officials, and other planners and policy makers with the precise information they need.

Native Hawaiian or Other Pacific Islander- Race: A person having origins in any of the original peoples of Hawaii, Guam, Samoa, or other Pacific Islands, e.g., individuals who are Carolinian, Fijian, Kosraean, Melanesian, Micronesian, Northern Mariana Islander, Palauan, Papua New Guinean, Ponapean (Pohnpelan), Polynesian, Solomon Islander, Tahitian, Tarawa Islander, Tokelauan, Tongan, Trukese (Chuukese), and Yapese. The other four categories of race are American Indian or Alaska Native, Asian, Black or African American, and White.

Negligent Manslaughter (Manslaughter by Negligence): The killing of another person through negligence. Includes killings resulting from hunting accidents, gun cleaning, children playing with guns etc., but does not include deaths of persons due to their own negligence, accidental deaths not resulting from gross negligence, and accidental traffic fatalities.

Non-Hispanic- Ethnicity: All persons, regardless of race, who do not fit the definition of the Hispanic ethnic group.

Opium or Cocaine and their Derivatives: The drug category “Opium or Cocaine and their Derivatives” includes the drugs of opium, cocaine, morphine, heroin, codeine, and other similar narcotics.

Part I Crimes: Part I Crimes (also referred to as “Index Crimes”) are the offenses of Homicide, Rape, Robbery, Aggravated Assault, Burglary, Larceny/Theft, Motor Vehicle Theft, and Arson.

Part II Crimes: Part II Crimes encompass all other crime classifications outside those defined as Part I Crimes. Agencies that submit Summary based data collect only arrest data for Part II Crimes. Part II crimes include: Simple Assaults, Counterfeiting/Forgery, Fraud, Embezzlement, Stolen Property Offenses, Vandalism, Weapons Offenses, Prostitution and Commercialized Vice, Sex Offenses (except rape, prostitution), Drug Abuse Violations, Gambling, Family Offenses (non-violent), DUI, Liquor Laws, Drunkenness, Disorderly Conduct, Vagrancy, Curfew and Loitering, and All Other Offenses.

Peeping Tom: To secretly look through a window, doorway, keyhole, or other aperture for the purpose of voyeurism.

Personal Weapons: Hands, fists, feet, arms, teeth, etc.

Pornography/Obscene Material: The violation of laws or ordinances prohibiting the manufacture, publishing, sale, purchase, or possession of sexually explicit material, e.g., literature or photographs.

Property Crimes: The offenses of Burglary, Larceny/Theft, Motor Vehicle Theft, and Arson.

Prostitution: To engage in commercial sex acts for anything of value.

Prostitution- Assisting or Promoting: To solicit customers or transport persons for prostitution purposes; to own, manage, or operate a dwelling or other establishment for the purpose of providing a place where prostitution is performed; or to otherwise assist or promote prostitution.

Prostitution Offenses: To unlawfully engage in or promote sexual activities for anything of value.

Rape: The carnal knowledge of a person, without the consent of the victim, including incidents where the victim is incapable of giving consent because of his/her age or because of his/her temporary or permanent mental or physical incapacity. As defined by the FBI UCR Program, rape is the penetration, no matter how slight, of the vaginal or anus with any body part or object, or oral penetration by a sex organ of another person, without the consent of the victim.

Robbery: The taking or attempting to take anything of value under confrontational circumstances from the control, custody, or care of another person by force or threat of force or violence and/or by putting the victim in fear of immediate harm.

Runaway: A person under 18 years of age who has left home without the permission of his/her parent(s) or legal guardian. **The FBI no longer collects runaway data as part of the FBI's UCR program. **

Sex Offenses: Any sexual act directed against another person, without the consent of the victim, including instances where the victim is incapable of giving consent. In NIBRS this includes the categories of Rape, Sodomy, Sexual Assault with an Object, and Fondling.

Sex Offenses, Non-Forcible or Consensual: Unlawful, non-forcible sexual intercourse. In NIBRS this includes the categories of Incest and Statutory Rape.

Sexual Assault with an Object: To use an object or instrument to unlawfully penetrate, however slightly, the genital or anal opening of the body of another person, without the consent of the victim, including instances where the victim is incapable of giving consent because of his/her age or because of his/her temporary or permanent mental or physical incapacity. For NIBRS purposes, this falls under the category of "Sex Offenses".

Simple Assault: An unlawful physical attack by one person upon another where neither the offender displays a weapon, nor the victim suffers obvious severe or aggravated bodily injury

involving apparent broken bones, loss of teeth, possible internal injury, severe laceration, or loss of consciousness.

Simple Assault is NOT considered an “Index Crime” and simple assaults are not included in the breakdowns of “Index Crimes” or analyses of aggravated assaults. See the definition of Aggravated Assault.

Sodomy: Oral or anal sexual intercourse with another person, without the consent of the victim, including instances where the victim is incapable of giving consent because of his/her age or because of his/her temporary or permanent mental or physical incapacity. For NIBRS purposes, this falls under the category of “Sex Offenses”.

Statutory Rape: Non-forcible sexual intercourse with a person who is under the statutory age of consent. For NIBRS purposes, this falls under the category of “Sex Offenses, Non-Forcible”.

Stolen Property Offenses: Receiving, buying, selling, possessing, concealing, or transporting any property with the knowledge that it has been unlawfully taken, as by burglary, embezzlement, fraud, larceny, robbery, etc.

Synthetic Narcotics: The drug category “Synthetic Narcotics” includes all manufactured narcotics which can cause true drug addiction (Demerol, methadone, etc.).

Theft: see Larceny/Theft

Total Crime Index: Total number of “Index Crimes” or “Part I Crimes” reported by an agency.

Trespass of Real Property: To unlawfully enter land, a dwelling, or other real property.

Uniform Crime Reporting (UCR): The FBI’s UCR program is a nationwide, cooperative statistical effort of law enforcement agencies reporting data on offenses reported or known. The UCR program provides a nationwide view of crime based on the submission of statistics by law enforcement agencies throughout the country. Data submitted in the Summary based program is mostly limited to the reporting of known “Index Crimes” and criminal arrest data. Data submitted in the National Incident Based Reporting (NIBRS) program gathers more detailed data than does the Summary based program. The FBI has determined to transition to a solely NIBRS reporting system by January 1, 2021.

Vagrancy: see Curfew/Loitering/Vagrancy Violations.

Vandalism: see Destruction/Damage/Vandalism of Property.

Violent Crimes: The offenses of Homicide, Rape, Robbery, and Aggravated Assault.

Weapon Law Violations: The violation of laws or ordinances prohibiting the manufacture, sale, purchase, transportation, possession, concealment, or use of firearms, cutting instruments, explosives, incendiary devices, or other deadly weapons.

White- Race: A person having origins in any of the original peoples of Europe, the Middle East, or North Africa. The other four categories of race are American Indian or Alaska Native, Asian, Black or African American, and Native Hawaiian or Other Pacific Islander.

Contact Information



Utah Department of Public Safety

Utah Bureau of Criminal Identification

Address

4315 South 2700 West Suite 1300
Taylorsville, UT 84129

Website

bci.utah.gov