

**UTAH  
DEPARTMENT OF  
PUBLIC SAFETY**



# **FIREARM STATISTICAL REVIEW**

## **SECOND QUARTER 2025**



**BUREAU  
OF  
CRIMINAL IDENTIFICATION**

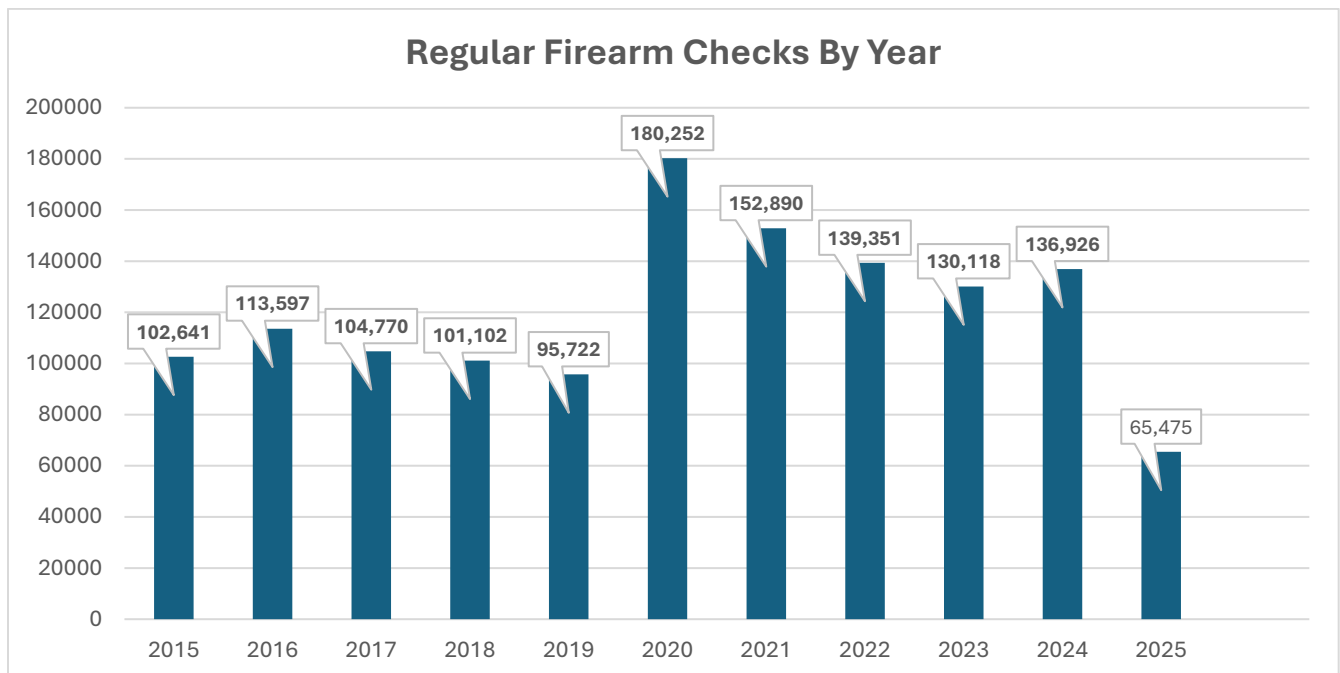
# BRADY MONTHLY TOTALS (12 MONTHS)

## REGULAR FIREARM CHECKS

### (NOT INDIVIDUAL SALES)

Month	Total	Denials	Denial Reasons										Denial %
			WAR	Fel	State	D V	Drug	Ment	IA	P O	PF	DD	
Jun '25	9,414	93	5	24	18	4	19	7	1	13	2	0	0.9%
May '25	9,864	88	3	18	15	6	18	9	0	14	5	0	0.8%
Apr '25	10,515	95	3	23	15	12	11	8	4	13	6	0	0.9%
Mar '25	12,407	126	3	25	27	8	26	9	4	18	6	0	0.9%
Feb '25	11,363	90	5	18	24	4	19	7	6	5	2	0	0.7%
Jan '25	11,121	122	5	28	21	14	18	9	1	13	13	0	1.0%
Dec '24	18,290	133	6	28	32	13	20	3	8	13	10	0	0.7%
Nov '24	15,611	121	7	31	25	13	11	4	5	21	4	0	0.8%
Oct '24	10,854	110	5	16	25	7	23	8	9	11	6	0	1.01%
Sept '24	10,053	109	3	22	22	9	20	8	7	9	9	0	1.1%
Aug '24	10,185	99	3	15	25	3	29	3	10	5	6	0	0.9%
July '24	9,404	73	1	10	14	5	16	10	5	7	5	0	0.8%
TOTALS	139,081	1,259	49	258	263	98	230	85	60	142	74	0	0.9%

\* Note: WAR = Warrant, Fel = Felony, State = State Prohibitor (includes Juvenile Adjudications, Court Orders, and domestic Assault under 76-5-102 that cannot be included in the federal MCDV numbers), DV = Domestic Violence, Drug = Drug Prohibitor, Ment = /Mental Defective, IA = Illegal Alien, P O = Protective Order, PF = Pending Felony, DD = Dishonorable Discharge



# FIREARM CHECKS BY COUNTY

## SECOND QUARTER 2025

27,988 regular firearm requests were sales of new or used weapons, of which 265 (0.09%) were denied.  
The following tables reflect transfer requests by county, and the % of checks.

COUNTY	REQUESTS	PERCENT	COUNTY	REQUESTS	PERCENT
BEAVER	225	0.77%	PIUTE	0	0%
BOX ELDER	202	0.69%	RICH	2	0.006%
CACHE	1,259	4.34%	SALT LAKE	8,603	29.67%
CARBON	248	0.85%	SAN JUAN	66	0.23%
DAGGETT	0	0%	SANPETE	277	0.96%
DAVIS	2,357	8.13%	SEVIER	272	0.94%
DUCHESNE	326	1.12%	SUMMIT	176	0.61%
EMERY	106	0.36%	TOOELE	852	2.94%
GARFIELD	58	0.20%	UINTAH	960	3.31%
GRAND	105	0.36%	UTAH	5,373	18.53%
IRON	1,000	3.45%	WASATCH	369	1.27%
JUAB	72	0.25%	WASHINGTON	2,682	9.25%
KANE	78	0.27%	WAYNE	34	0.12%
MILLARD	153	0.53%	WEBER	3,074	10.60%
MORGAN	62	0.21%	<b>TOTAL</b>	<b>28,991</b>	

- All percentages rounded
- Recording process for counties corrected in October 2014

## DENIALS

Month	Total	Denials	Denial Reasons										Denial %
			WAR	Fel	State	*D V	Drug	Ment	IA	PO	PF	DD	
Jun '25	9,414	93	5	24	18	4	19	7	1	13	2	0	0.9%
May '25	9,864	88	3	18	15	6	18	9	0	14	5	0	0.8%
Apr '25	10,515	95	3	23	15	12	11	8	4	13	6	0	0.9%

\* Note: WAR = Warrant, Fel = Felony, State = State Prohibitor (includes Juvenile Adjudications, Court Orders, and domestic Assault under 76-5-102 that cannot be included in the federal MCDV numbers), , DV = Domestic Violence, Drug = Drug Prohibitor, Ment = Mental Defective, IA = Illegal Alien, PO = Protective Order, PF = Pending Felony, DD = Dishonorable Discharge

1,003 Regular Firearm Requests were pawn redemptions, of which 11 (1.09%) were denied.  
27,988 regular firearm requests were sales of new or used weapons, of which 265 (0.09%) were denied.

There were 19,529 requests for Concealed Firearm Permit Verifications for the 2nd Qtr. of 2025 for the purchase or redemption of firearms.

# CONCEALED FIREARM SECOND QUARTER 2025

## OVERVIEW

657,271 Total Valid Permits as of June 30, 2025  
421,414 Permit Holders are non-residents  
235,857 Permit Holders are Utah residents

9,077 Permits Issued 2nd Quarter  
18,029 Permits Renewed 2nd Quarter  
202 Applications Denied 2nd Quarter  
84 Permits Revoked 2nd Quarter  
318 Permits Suspended 2nd Quarter

1,937 Total Valid Provisional Permits as of June 30, 2025  
92 Provisional Permit Holders are non-residents  
1,845 Provisional Permit Holders are Utah residents

247 Provisional Permits Issued 2nd Quarter  
4 Provisional Permits Denied 2nd Quarter  
3 Provisional Permits Revoked 2nd Quarter  
3 Provisional Permit Suspended 2nd Quarter

614 new concealed carry applications or active concealed firearm permits were denied, revoked or suspended during the 2nd Quarter of 2025. The applicant has the right to appeal to the Concealed Firearm Review Board, which will review the reason for denial. Approximately 40 revocation, denial, and suspension appeals are reviewed by the Concealed Firearm Review Board each quarter; the Board overturns approximately 1% after review.

A permit application may be denied for any of the following reasons:

1. Felony conviction
2. Convicted of an offense involving the use of alcohol
3. Convicted of a crime of violence
4. Convicted of any offenses involving controlled substance
5. Convicted of an offense of moral turpitude (fraud, theft, tax evasion, issuing bad checks, robbery, bribery, perjury, extortion, arson, criminal mischief, falsifying government records, forgery, receiving stolen property, burglary, vandalism, kidnapping)
6. Convicted of an offense involving domestic violence
7. Has been adjudicated as mentally incompetent
8. Is not qualified to purchase and possess a dangerous weapon or handgun pursuant to federal or Utah state law
9. Cause to believe applicant may be a danger to self or others by evidence including but not restricted to:
  - A. Past pattern of behavior involving unlawful violence or threats of unlawful violence
  - B. Past participation in incidents involving unlawful violence or threats of unlawful violence
  - C. Conviction of any offense in involving weapons violations
10. Submitting insufficient fingerprints for the Federal Bureau of Investigation to conduct a search of its files for criminal history information.

When assessing good character, the bureau may consider mitigating circumstances. Mitigating circumstances may include length of time since an offense, number of offenses, and type of offenses.

## DENIALS 2nd QUARTER 2025

206 Concealed Carry Permit applications were denied during the 2nd Quarter of 2025. Listed below are the reasons for denial.

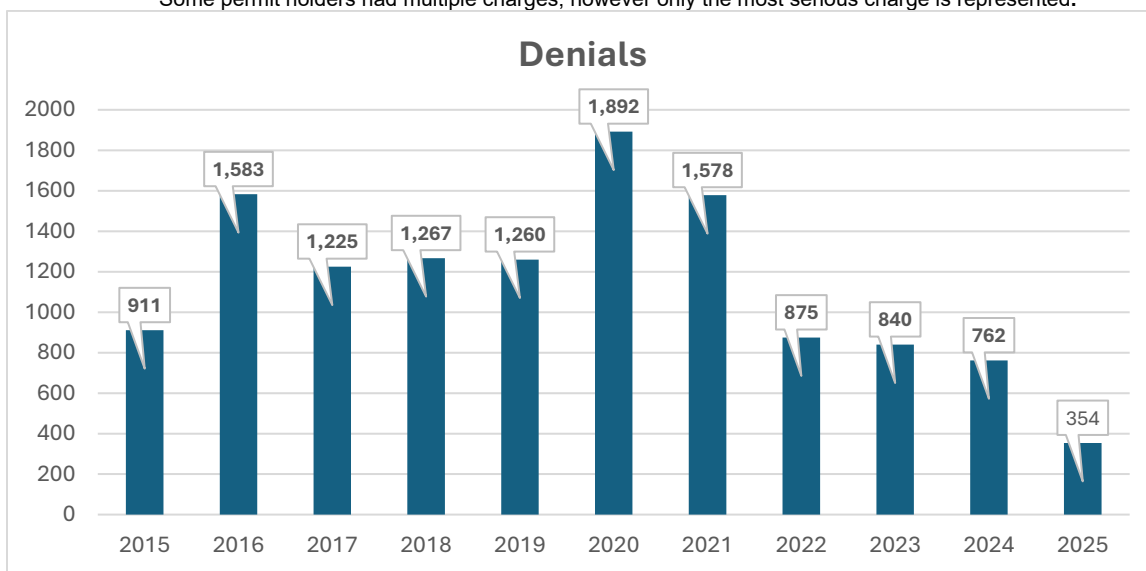
REASON	APR '25	MAY '25	JUN '25
ALCOHOL VIOLATION	11	15	17
PROTECTIVE ORDER	2	2	2
WANTED PERSON	3	2	4
FIREARM OFFENSE	0	0	0
THREAT TO SELF/OTHERS	4	2	1
DOMESTIC VIOLENCE	7	4	8
MORAL TURPITUDE	8	5	13
CONTROLLED SUBSTANCE	2	1	2
FELONY	19	21	32
INSUFFICIENT FINGERPRINTS	0	0	0
OTHER	8	4	7
<b>TOTAL</b>	<b>64</b>	<b>56</b>	<b>86</b>

### Felonies included:

Kidnapping  
Rape  
Theft  
Aggravated Robbery  
Possession of Cocaine  
Bribery

Possession of Stolen Property  
Receiving Stolen Property  
Issuing Bad Check  
Fraud  
Tamper With Witness  
Pandering

\*Some permit holders had multiple charges, however only the most serious charge is represented.



# REVOCATIONS 2nd QUARTER 2025

87 Concealed Carry Permits were revoked during the 2nd Quarter of 2025. Listed below are the reasons for revocation.

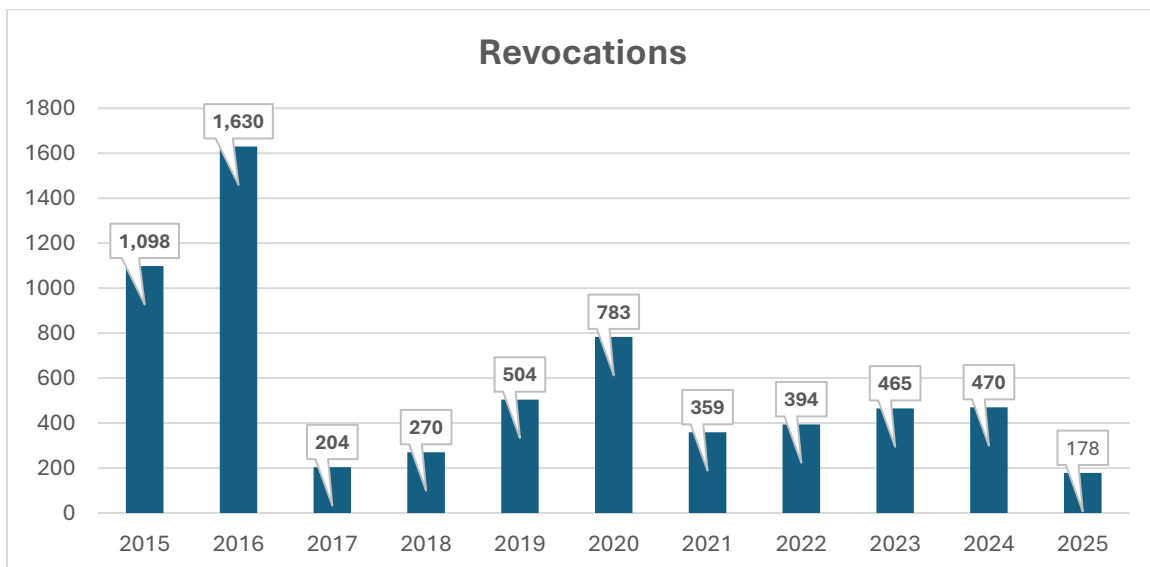
REASON	APR '25	MAY '25	JUN '25
ALCOHOL VIOLATION	17	14	16
PROTECTIVE ORDER	0	1	0
WANTED PERSON	0	0	0
FIREARM OFFENSE	0	0	0
THREAT TO SELF/OTHERS	2	2	1
DOMESTIC VIOLENCE	1	2	4
MORAL TURPITUDE	6	6	4
CONTROLLED SUBSTANCE	1	0	1
FELONY	4	1	4
INSUFFICIENT FINGERPRINTS	0	0	0
OTHER	0	0	0
<b>TOTAL</b>	<b>31</b>	<b>26</b>	<b>30</b>

## Felonies included:

Obstruction of Justice  
Fraud  
Bribery

Defraud the USA  
Sexual Exploitation  
Unlawful Use of Weapon

\*Some permit holders had multiple charges, however only the most serious charge is represented.



# SUSPENSIONS 2nd QUARTER 2025

321 Concealed Carry Permits were suspended during the 2nd Quarter of 2025. Listed below are the reasons for suspension.

REASON	APR '25	MAY '25	JUN '25
ALCOHOL VIOLATION	4	3	4
PROTECTIVE ORDER	30	28	40
WANTED PERSON	2	2	1
FIREARM OFFENSE	0	0	0
THREAT TO SELF/OTHERS	2	4	1
DOMESTIC VIOLENCE	3	2	5
MORAL TURPITUDE	19	10	9
CONTROLLED SUBSTANCE	2	8	6
FELONY	39	45	39
INSUFFICIENT FINGERPRINTS	0	0	0
OTHER	7	6	0
<b>TOTAL</b>	<b>108</b>	<b>108</b>	<b>105</b>

## Felonies included:

Sexual Exploitation  
Fleeing Police  
Prohibited Dangerous Weapon  
Fraud

Aggravated Assault  
Murder  
Child Pornography  
Rape

\*Some permit holders had multiple charges, however only the most serious charge is represented.

