

**UTAH  
DEPARTMENT OF  
PUBLIC SAFETY**



# **FIREARM STATISTICAL REVIEW**

## **THIRD QUARTER 2025**



**BUREAU  
OF  
CRIMINAL IDENTIFICATION**

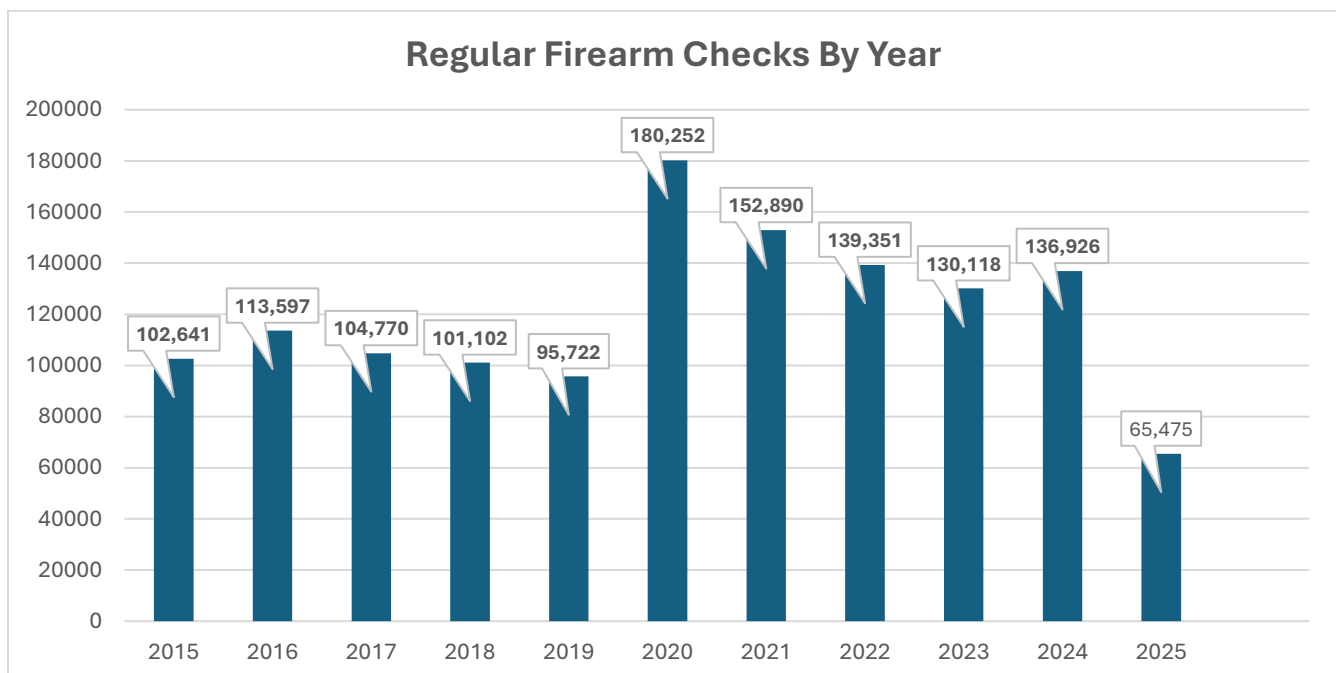
# BRADY MONTHLY TOTALS (12 MONTHS)

## REGULAR FIREARM CHECKS

### (NOT INDIVIDUAL SALES)

Month	Total	Denials	Denial Reasons										Denial %
			WAR	Fel	State	D V	Drug	Ment	IA	P O	PF	DD	
Sept '25	10,870	94	7	24	19	5	12	4	2	14	7	0	0.9%
Aug '25	8,892	60	3	15	11	8	8	2	6	6	1	0	0.7%
July '25	8,420	82	2	16	16	5	17	5	2	9	10	0	1.0%
Jun '25	9,414	93	5	24	18	4	19	7	1	13	2	0	0.9%
May '25	9,864	88	3	18	15	6	18	9	0	14	5	0	0.8%
Apr '25	10,515	95	3	23	15	12	11	8	4	13	6	0	0.9%
Mar '25	12,407	126	3	25	27	8	26	9	4	18	6	0	0.9%
Feb '25	11,363	90	5	18	24	4	19	7	6	5	2	0	0.7%
Jan '25	11,121	122	5	28	21	14	18	9	1	13	13	0	1.0%
Dec '24	18,290	133	6	28	32	13	20	3	8	13	10	0	0.7%
Nov '24	15,611	121	7	31	25	13	11	4	5	21	4	0	0.8%
Oct '24	10,854	110	5	16	25	7	23	8	9	11	6	0	1.01%
TOTALS	137,621	1,214	54	266	248	99	202	75	48	150	72	0	0.9%

\* Note: WAR = Warrant, Fel = Felony, State = State Prohibitor (includes Juvenile Adjudications, Court Orders, and domestic Assault under 76-5-102 that cannot be included in the federal MCDV numbers), DV = Domestic Violence, Drug = Drug Prohibitor, Ment = /Mental Defective, IA = Illegal Alien, P O = Protective Order, PF = Pending Felony, DD = Dishonorable Discharge



# FIREARM CHECKS BY COUNTY

## Third QUARTER 2025

28,182 regular firearm requests were sales of new or used weapons, of which 224 (0.08%) were denied.

The following tables reflect transfer requests by county, and the % of checks.

COUNTY	REQUESTS	PERCENT	COUNTY	REQUESTS	PERCENT
BEAVER	217	0.74%	PIUTE	0	0%
BOX ELDER	186	0.63%	RICH	8	0.27%
CACHE	1,279	4.36%	SALT LAKE	8,659	29.54%
CARBON	290	0.99%	SAN JUAN	60	0.20%
DAGGETT	0	0%	SANPETE	256	0.87%
DAVIS	2,408	8.21%	SEVIER	322	1.10%
DUCHESNE	310	1.06%	SUMMIT	199	0.68%
EMERY	85	0.23%	TOOELE	746	2.54%
GARFIELD	81	0.28%	UINTAH	935	3.19%
GRAND	91	0.31%	UTAH	5,576	19.02%
IRON	1,042	3.55%	WASATCH	379	1.29%
JUAB	91	0.31%	WASHINGTON	2,576	8.79%
KANE	86	0.29%	WAYNE	32	0.11%
MILLARD	199	0.68%	WEBER	3,058	10.43%
MORGAN	145	0.49%	<b>TOTAL</b>	<b>29,316</b>	

- All percentages rounded
- Recording process for counties corrected in October 2014

## DENIALS

Month	Total	Denials	Denial Reasons										Denial %
			WAR	Fel	State	*D V	Drug	Ment	IA	PO	PF	DD	
Sept '25	10,870	94	7	24	19	5	12	4	2	14	7	0	0.9%
Aug '25	8,892	60	3	15	11	8	8	2	6	6	1	0	0.7%
July '25	8,420	82	2	16	16	5	17	5	2	9	10	0	1.0%

\* Note: WAR = Warrant, Fel = Felony, State = State Prohibitor (includes Juvenile Adjudications, Court Orders, and domestic Assault under 76-5-102 that cannot be included in the federal MCDV numbers), , DV = Domestic Violence, Drug = Drug Prohibitor, Ment = Mental Defective, IA = Illegal Alien, PO = Protective Order, PF = Pending Felony, DD = Dishonorable Discharge

1,112 Regular Firearm Requests were pawn redemptions, of which 12 (1.08%) were denied.

28,182 regular firearm requests were sales of new or used weapons, of which 224 (0.08%) were denied.

There were 19,131 requests for Concealed Firearm Permit Verifications for the 3rd Qtr. of 2025 for the purchase or redemption of firearms.

# CONCEALED FIREARM THIRD QUARTER 2025

## OVERVIEW

644,777 Total Valid Permits as of September 30, 2025

417,974 Permit Holders are non-residents

226,803 Permit Holders are Utah residents

8,281 Permits Issued 3rd Quarter

20,001 Permits Renewed 3rd Quarter

295 Applications Denied 3rd Quarter

104 Permits Revoked 3rd Quarter

322 Permits Suspended 3rd Quarter

1,908 Total Valid Provisional Permits as of September 30, 2025

83 Provisional Permit Holders are non-residents

1,825 Provisional Permit Holders are Utah residents

275 Provisional Permits Issued 3rd Quarter

1 Provisional Permits Denied 3rd Quarter

3 Provisional Permits Revoked 3rd Quarter

7 Provisional Permit Suspended 3rd Quarter

734 new concealed carry applications or active concealed firearm permits were denied, revoked or suspended during the 3rd Quarter of 2025. The applicant has the right to appeal to the Concealed Firearm Review Board, which will review the reason for denial. Approximately 40 revocations, denial, and suspension appeals are reviewed by the Concealed Firearm Review Board each quarter; the Board overturns approximately 1% after review.

A permit application may be denied for any of the following reasons:

1. Felony conviction
2. Convicted of an offense involving the use of alcohol
3. Convicted of a crime of violence
4. Convicted of any offenses involving controlled substance
5. Convicted of an offense of moral turpitude (i.e., fraud, theft, tax evasion, issuing bad checks, robbery, bribery, perjury, extortion, arson, criminal mischief, falsifying government records, forgery, receiving stolen property, burglary, vandalism, kidnapping)
6. Convicted of an offense involving domestic violence
7. Has been adjudicated as mentally incompetent
8. Is not qualified to purchase and possess a dangerous weapon or handgun pursuant to federal or Utah state law
9. Cause to believe applicant may be a danger to self or others by evidence including but not restricted to:
  - A. Past pattern of behavior involving unlawful violence or threats of unlawful violence
  - B. Past participation in incidents involving unlawful violence or threats of unlawful violence
  - C. Conviction of any offense involving weapons violations
10. Submitting insufficient fingerprints for the Federal Bureau of Investigation to conduct a search of its files for criminal history information.

When assessing good character, the bureau may consider mitigating circumstances. Mitigating circumstances may include length of time since an offense, number of offenses, and type of offenses.

## DENIALS 3rd QUARTER 2025

296 Concealed Carry Permit applications were denied during the 3rd Quarter of 2025. Listed below are the reasons for denial.

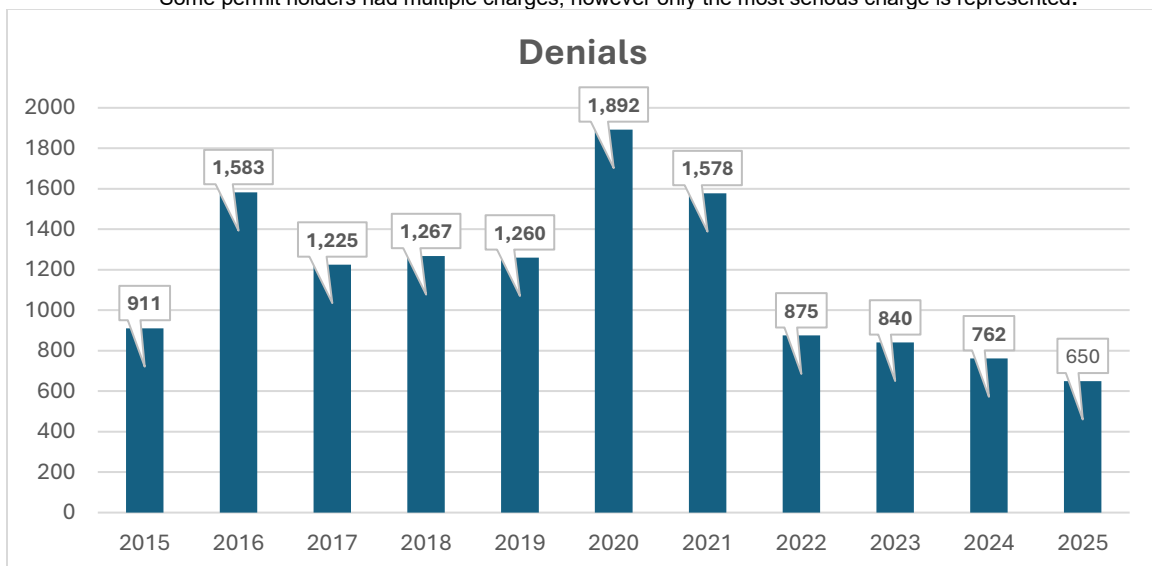
REASON	JUL '25	AUG '25	SEP '25
ALCOHOL VIOLATION	7	9	10
PROTECTIVE ORDER	6	1	3
WANTED PERSON	0	2	1
FIREARM OFFENSE	0	0	0
THREAT TO SELF/OTHERS	2	2	0
DOMESTIC VIOLENCE	8	3	10
MORAL TURPITUDE	9	17	4
CONTROLLED SUBSTANCE	2	2	1
FELONY	21	16	18
INSUFFICIENT FINGERPRINTS	0	0	0
OTHER	7	6	129
<b>TOTAL</b>	<b>62</b>	<b>58</b>	<b>176</b>

### Felonies included:

Stalking  
Burglary  
Possession of Heroin  
Aggravated Assault  
Sex Abuse of a Minor  
Distribution of Cocaine

Grand Theft Auto  
Possession of Cocaine  
Forgery  
Tampering With Evidence  
Aggravated DWI  
Manufacture a Controlled Substance

\*Some permit holders had multiple charges, however only the most serious charge is represented.



# REVOCATIONS 3rd QUARTER 2025

107 Concealed Carry Permits were revoked during the 3rd Quarter of 2025. Listed below are the reasons for revocation.

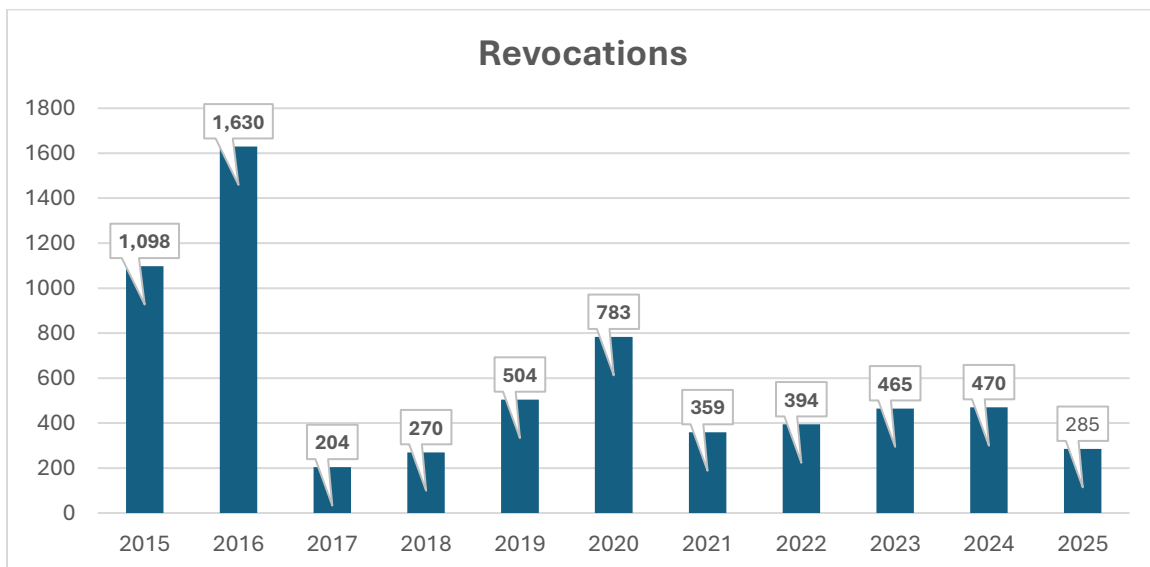
REASON	JUL '25	AUG '25	SEP '25
ALCOHOL VIOLATION	17	15	21
PROTECTIVE ORDER	2	0	0
WANTED PERSON	0	0	0
FIREARM OFFENSE	0	0	0
THREAT TO SELF/OTHERS	3	2	2
DOMESTIC VIOLENCE	2	3	4
MORAL TURPITUDE	8	2	6
CONTROLLED SUBSTANCE	1	1	1
FELONY	2	4	9
INSUFFICIENT FINGERPRINTS	0	0	0
OTHER	0	1	1
<b>TOTAL</b>	<b>35</b>	<b>28</b>	<b>44</b>

## Felonies included:

Sex Abuse of a Child  
Burglary  
Violate Domestic Violence Order

Possession of Controlled Substance  
Forgery  
Aggravated Assault

\*Some permit holders had multiple charges, however only the most serious charge is represented.



# SUSPENSIONS 3rd QUARTER 2025

329 Concealed Carry Permits were suspended during the 3rd Quarter of 2025. Listed below are the reasons for suspension.

REASON	JUL '25	AUG '25	SEP '25
ALCOHOL VIOLATION	5	6	8
PROTECTIVE ORDER	22	32	42
WANTED PERSON	1	2	5
FIREARM OFFENSE	0	4	0
THREAT TO SELF/OTHERS	3	4	4
DOMESTIC VIOLENCE	4	4	6
MORAL TURPITUDE	8	5	6
CONTROLLED SUBSTANCE	4	4	7
FELONY	49	38	47
INSUFFICIENT FINGERPRINTS	0	0	0
OTHER	1	6	2
<b>TOTAL</b>	<b>97</b>	<b>105</b>	<b>127</b>

## Felonies included:

Threat With a Dangerous Weapon  
Witness Tampering  
Assault on a Child  
Insurance Fraud

Sexual Exploitation  
Rape  
Poaching  
Strangulation

\*Some permit holders had multiple charges, however only the most serious charge is represented.

