

**UTAH
DEPARTMENT OF
PUBLIC SAFETY**



FIREARM STATISTICAL REVIEW

FOURTH QUARTER 2025



**BUREAU
OF
CRIMINAL IDENTIFICATION**

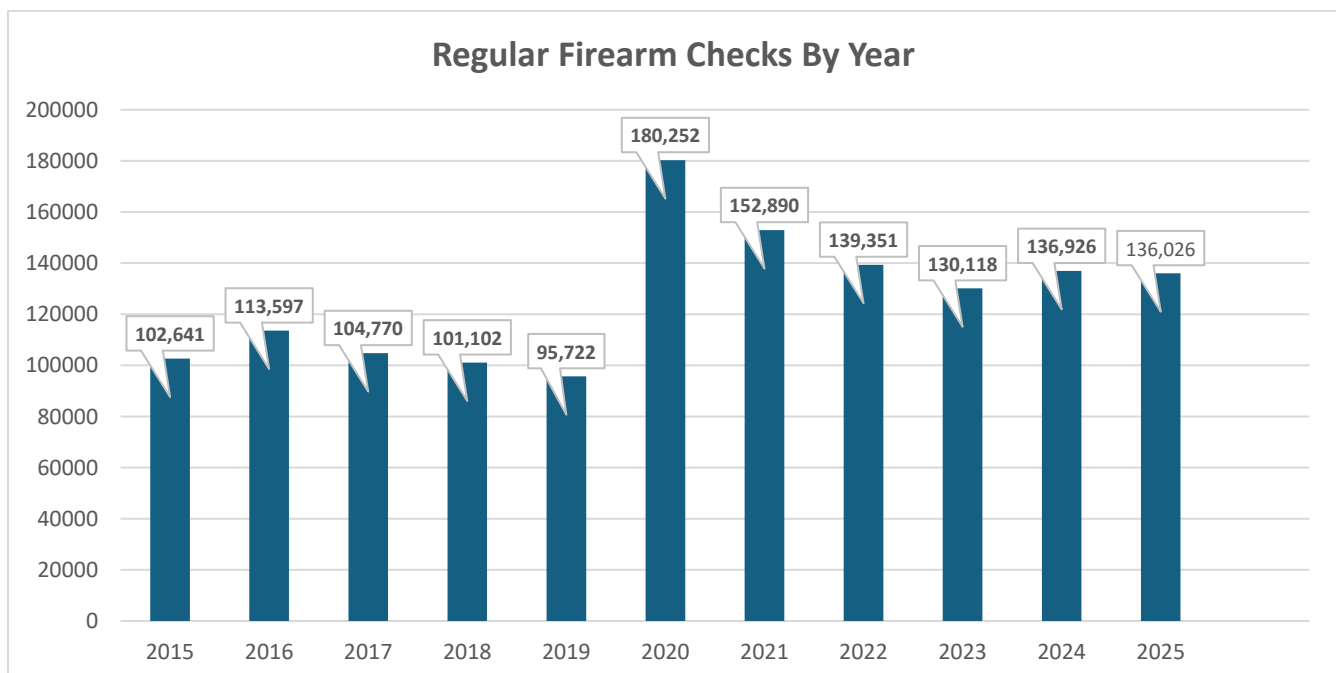
BRADY MONTHLY TOTALS (12 MONTHS)

REGULAR FIREARM CHECKS

(NOT INDIVIDUAL SALES)

Month	Total	Denials	Denial Reasons										Denial %
			WAR	Fel	State	D V	Drug	Ment	IA	P O	PF	DD	
Dec '25	17,836	99	5	21	21	3	17	6	1	18	6	0	0.5%
Nov '25	14,390	126	7	32	29	12	16	4	11	10	5	0	0.8%
Oct '25	10,934	94	4	18	15	10	18	13	3	10	3	0	0.8%
Sept '25	10,870	94	7	24	19	5	12	4	2	14	7	0	0.9%
Aug '25	8,892	60	3	15	11	8	8	2	6	6	1	0	0.8%
July '25	8,420	82	2	16	16	5	17	5	2	9	10	0	0.9%
Jun '25	9,414	93	5	24	18	4	19	7	1	13	2	0	0.9%
May '25	9,864	88	3	18	15	6	18	9	0	14	5	0	0.7%
Apr '25	10,515	95	3	23	15	12	11	8	4	13	6	0	1.0%
Mar '25	12,407	126	3	25	27	8	26	9	4	18	6	0	0.7%
Feb '25	11,363	90	5	18	24	4	19	7	6	5	2	0	0.8%
Jan '25	11,121	122	5	28	21	14	18	9	1	13	13	0	1.01%
TOTALS	136,026	1,169	52	262	231	91	199	83	41	143	66	0	0.9%

* Note: WAR = Warrant, Fel = Felony, State = State Prohibitor (includes Juvenile Adjudications, Court Orders, and domestic Assault under 76-5-102 that cannot be included in the federal MCDV numbers), DV = Domestic Violence, Drug = Drug Prohibitor, Ment = Mental Defective, IA = Illegal Alien, P O = Protective Order, PF = Pending Felony, DD = Dishonorable Discharge



FIREARM CHECKS BY COUNTY

Fourth QUARTER 2025

43,160 regular firearm requests were sales of new or used weapons, of which 1,108 (2.57%) were denied. The following tables reflect transfer requests by county, and the % of checks.

COUNTY	REQUESTS	PERCENT	COUNTY	REQUESTS	PERCENT
BEAVER	304	0.70%	PIUTE	0	0%
BOX ELDER	318	0.74%	RICH	9	0.02%
CACHE	2,012	4.66%	SALT LAKE	11,762	27.25%
CARBON	316	0.73%	SAN JUAN	92	0.21%
DAGGETT	0	0%	SANPETE	351	0.81%
DAVIS	3,771	8.74%	SEVIER	580	1.34%
DUCHESNE	458	1.06%	SUMMIT	273	0.63%
EMERY	130	0.30%	TOOELE	1,244	2.88%
GARFIELD	84	0.19%	UINTAH	1,801	4.17%
GRAND	145	0.34%	UTAH	7,973	18.47%
IRON	1,677	3.89%	WASATCH	611	1.42%
JUAB	266	0.62%	WASHINGTON	4,093	9.48%
KANE	81	0.19%	WAYNE	54	0.13%
MILLARD	247	0.57%	WEBER	4,433	10.27%
MORGAN	75	0.17%	TOTAL	43,160	

- All percentages rounded
- Recording process for counties corrected in October 2014

DENIALS

Month	Total	Denials	Denial Reasons										Denial %
			WAR	Fel	State	*D V	Drug	Ment	IA	PO	PF	DD	
Dec '25	17,836	99	5	21	21	3	17	6	1	18	6	0	0.5%
Nov '25	14,390	126	7	32	29	12	16	4	11	10	5	0	0.8%
Oct '25	10,934	94	4	18	15	10	18	13	3	10	3	0	0.8%

* Note: WAR = Warrant, Fel = Felony, State = State Prohibitor (includes Juvenile Adjudications, Court Orders, and domestic Assault under 76-5-102 that cannot be included in the federal MCDV numbers), , DV = Domestic Violence, Drug = Drug Prohibitor, Ment = Mental Defective, IA = Illegal Alien, PO = Protective Order, PF = Pending Felony, DD = Dishonorable Discharge

4,566 Regular Firearm Requests were pawn redemptions, of which 49 (1.07%) were denied.

43,160 regular firearm requests were sales of new or used weapons, of which 1,108 (2.57%) were denied.

There were 26,743 requests for Concealed Firearm Permit Verifications for the 4th Qtr. of 2025 for the purchase or redemption of firearms.

CONCEALED FIREARM FOURTH QUARTER 2025

OVERVIEW

630,715 Total Valid Permits as of December 31, 2025

411,331 Permit Holders are non-residents

219,384 Permit Holders are Utah residents

6,929 Permits Issued 4th Quarter

22,515 Permits Renewed 4th Quarter

144 Applications Denied 4th Quarter

36 Permits Revoked 4th Quarter

196 Permits Suspended 4th Quarter

1,926 Total Valid Provisional Permits as of December 31, 2025

78 Provisional Permit Holders are non-residents

1,848 Provisional Permit Holders are Utah residents

260 Provisional Permits Issued 4th Quarter

0 Provisional Permits Denied 4th Quarter

1 Provisional Permits Revoked 4th Quarter

2 Provisional Permit Suspended 4th Quarter

379 new concealed carry applications or active concealed firearm permits were denied, revoked or suspended during the 4th Quarter of 2025. The applicant has the right to appeal to the Concealed Firearm Review Board, which will review the reason for denial. Approximately 40 revocations, denial, and suspension appeals are reviewed by the Concealed Firearm Review Board each quarter; the Board overturns approximately 1% after review.

A permit application may be denied for any of the following reasons:

1. Felony conviction
2. Convicted of an offense involving the use of alcohol
3. Convicted of a crime of violence
4. Convicted of any offenses involving controlled substance
5. Convicted of an offense of moral turpitude (i.e., fraud, theft, tax evasion, issuing bad checks, robbery, bribery, perjury, extortion, arson, criminal mischief, falsifying government records, forgery, receiving stolen property, burglary, vandalism, kidnapping)
6. Convicted of an offense involving domestic violence
7. Has been adjudicated as mentally incompetent
8. Is not qualified to purchase and possess a dangerous weapon or handgun pursuant to federal or Utah state law
9. Cause to believe applicant may be a danger to self or others by evidence including but not restricted to:
 - A. Past pattern of behavior involving unlawful violence or threats of unlawful violence
 - B. Past participation in incidents involving unlawful violence or threats of unlawful violence
 - C. Conviction of any offense involving weapons violations
10. Submitting insufficient fingerprints for the Federal Bureau of Investigation to conduct a search of its files for criminal history information.

When assessing good character, the bureau may consider mitigating circumstances. Mitigating circumstances may include length of time since an offense, number of offenses, and type of offenses.

DENIALS 4th QUARTER 2025

144 Concealed Carry Permit applications were denied during the 4th Quarter of 2025. Listed below are the reasons for denial.

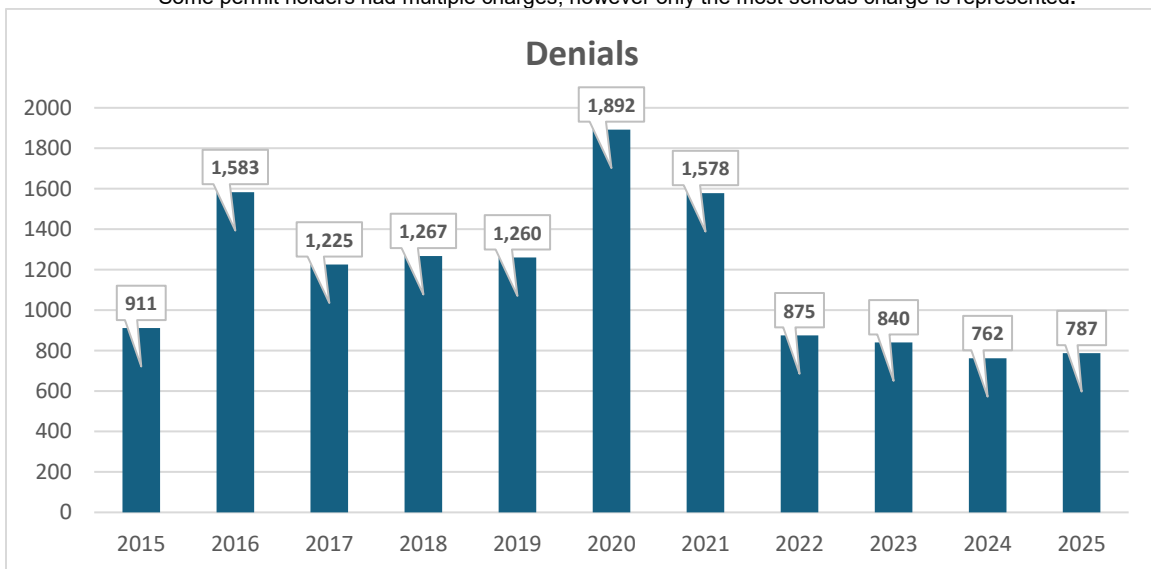
REASON	OCT '25	NOV '25	DEC '25
ALCOHOL VIOLATION	5	3	3
PROTECTIVE ORDER	2	1	2
WANTED PERSON	1	1	0
FIREARM OFFENSE	3	0	0
THREAT TO SELF/OTHERS	1	1	0
DOMESTIC VIOLENCE	18	7	3
MORAL TURPITUDE	4	7	3
CONTROLLED SUBSTANCE	1	2	1
FELONY	18	10	6
INSUFFICIENT FINGERPRINTS	0	0	0
OTHER	36	3	2
TOTAL	89	35	20

Felonies included:

Theft
Criminal Mischief
Assault
Aggravated Assault
Lewdness with a Child
Intimidation

Grand Theft Auto
Possession of Cocaine
Robbery
Weapon in Vehicle
Fugitive from Justice
Sexual Abuse

*Some permit holders had multiple charges, however only the most serious charge is represented.



REVOCATIONS 4th QUARTER 2025

37 Concealed Carry Permits were revoked during the 4th Quarter of 2025. Listed below are the reasons for revocation.

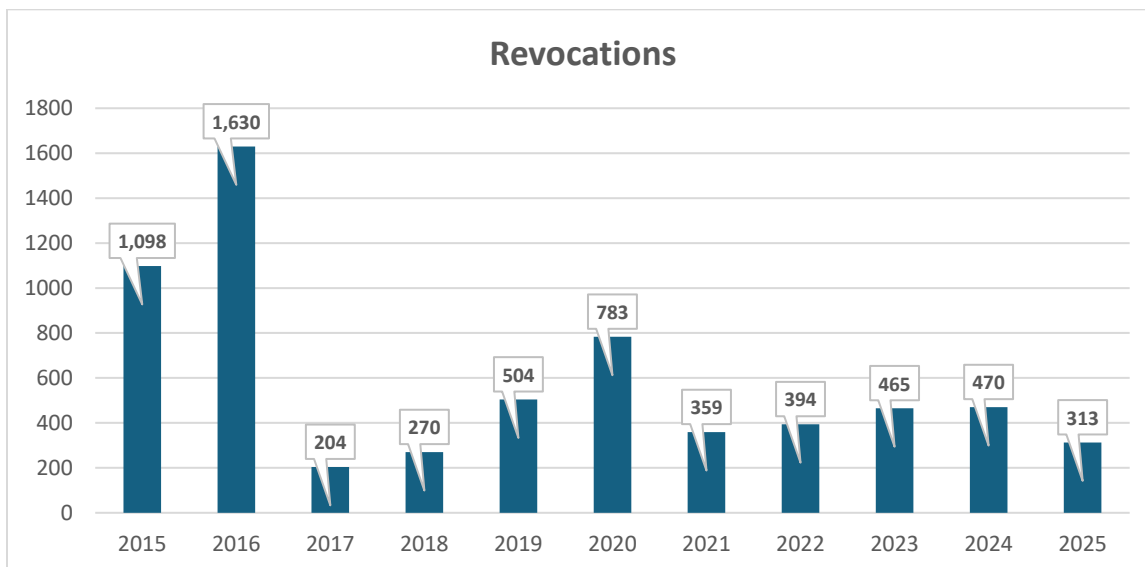
REASON	OCT '25	NOV '25	DEC '25
ALCOHOL VIOLATION	8	11	2
PROTECTIVE ORDER	0	0	0
WANTED PERSON	0	0	0
FIREARM OFFENSE	0	0	0
THREAT TO SELF/OTHERS	0	0	2
DOMESTIC VIOLENCE	1	0	1
MORAL TURPITUDE	2	3	0
CONTROLLED SUBSTANCE	1	0	0
FELONY	3	0	3
INSUFFICIENT FINGERPRINTS	0	0	0
OTHER	0	0	0
TOTAL	15	14	8

Felonies included:

Larceny
Fraud
Burglary

Possession of Controlled Substance
Grand Theft
Aggravated Assault

*Some permit holders had multiple charges, however only the most serious charge is represented.



SUSPENSIONS 4th QUARTER 2025

198 Concealed Carry Permits were suspended during the 4th Quarter of 2025. Listed below are the reasons for suspension.

REASON	OCT '25	NOV '25	DEC '25
ALCOHOL VIOLATION	5	4	2
PROTECTIVE ORDER	24	35	14
WANTED PERSON	3	1	0
FIREARM OFFENSE	1	0	0
THREAT TO SELF/OTHERS	3	2	1
DOMESTIC VIOLENCE	3	4	0
MORAL TURPITUDE	11	8	6
CONTROLLED SUBSTANCE	1	1	1
FELONY	21	17	15
INSUFFICIENT FINGERPRINTS	0	0	0
OTHER	6	4	5
TOTAL	78	76	44

Felonies included:

Burglary
Aggravated Assault
DUI
Obstruct Police

Manslaughter
Rape
Menacing
Injure Spouse

*Some permit holders had multiple charges, however only the most serious charge is represented.

